







# Trusted by crews around the world.

Click on any product/category to view full specifications and details.

## 01 – Hot Sticks & Cutters

- Telescopic Sticks
- Disconnect Sticks
- Tree Trimmers
- Measuring Sticks
- Body Rescue Hook Sticks
- Ratchet Cutters
- Cable Slicers
- Lamp Changer Poles
- Pike Poles
- Wire Cutters
- Bolt Cutters
- Telescopic Handle Cutters
- Straight Sticks
- Shotgun Sticks
- Guy Strand Cutters
- Hot Sticks for Battery Tools
- Camera Mounted Sticks

## 02 – Hot Stick Accessories

- Various Universal Tools
- Conductor Cleaning Brushes
- Tagging Tools
- Hold Card Clamp
- Fuse Pullers
- Fuse Claw/Fuse Cup
- Spray Can Holder
- Hot Stirrups

## 03 – Conductor & Personnel Support

- Wire Tongs
- Temporary Cross Arms
- Saddles
- Temporary Dead End Arms
- Link Sticks
- Conductor Support Arms
- Ladders
- Insulated Platforms
- Extension Arms

## 04 – Grounding & Jumpering Equipment

- Ground/Jumper Clamps
- Ground Mats
- Underground
- Grounding/Jumper Cables
- Jumper Holders
- Elbow Pullers
- Ferrules
- Load Pick-up Tools
- Duct Rodders
- URD Grounding
- Truck Grounding Reel

## 05 – Instruments

- Hot Stick Tester
- Ammeter
- Ground or Jumper Assembly Tester
- Wireless Phasing Meter
- Voltage Detector
- Regulator Neutral Detector
- DC Hipot Adapter
- Transformer & Capacitor Tester
- Fault Indicator
- Hot Line Indicator
- Digital Voltage Phasing Meters

## 06 – Cover Up

- Cross Arm Guards
- Pole Guards
- Rubber Blankets
- Line Guards
- Insulator Hoods

## 07 – Truck Accessories

- Lights & Holders
- Tool Bags
- Safety Lanyards
- Tool Boards
- Flag Kits
- Lift Arms
- Canister Kits
- Barricades
- Jib Adapters
- Tool Trays
- Hot Stick Trailer

## 08 – Rigging & Lifting Equipment

- Hoists
- Blocks
- Slings
- Grips
- Gins
- Ropes

## 09 – Care & Maintenance

- Cleaning Products
- Repair Parts
- Parts Break Down Pages





### Safety:

Isolating a worker from hazardous voltage is a serious business and one in which Hastings prides itself in being a leader. From the raw material we purchase to the processes and equipment used to shape the material, to the procedures and standards used to make and test the final product, Quality is the first requirement. Our fiberglass is the finest quality in the industry, made in the USA, will withstand 100KV per foot, will not absorb moisture, and is very durable.

### Standards:

We manufacture our product to meet a variety of industry standards including ASTM, IEC and OSHA. While OSHA is the only required standard, we test to the specifications of all these standards.

### Quality:

We pride ourselves with the quality of our service and our products. Our fiberglass is just one product line that exemplifies this level of commitment to quality. In the case of hot line tools, an issue with quality could relate directly to a safety issue and therefore cannot be tolerated.

### Material:

All the glass used in our product is electrical grade. Our resins are selected for the best properties of UV resistance, moisture resistance, strength, dielectric properties, and light weight. Our incoming raw material is tested, additional test occur during production, and the completed fiberglass pole is tested. Testing doesn't make the product better, it verifies that the product is consistent from run to run and will perform as expected in the field.

### Experience:

Hastings works closely with the utility industry in solving application problems and providing training in the proper use of our equipment. Through our close contact with our customers, we stay in touch with their needs and this guides our efforts at future product designs. Hastings also participates with the development of industry standards.

**Ratings:**

100 percent of the fiberglass pole we produce is tested to meet the 100kV per foot testing standards. This allows completed tools made from this fiberglass to be used at the minimum clear insulation distances specified by OSHA as shown below. Our quality combined with industry standards for minimum clear insulation distances gives the users an additional safety factor.

VOLTAGE RANGE (phase to phase) (kilovolt)	MINIMUM WORKING AND CLEAR HOT STICK DISTANCE
2.1 to 15	2 ft. 1 in.
15.1 to 35	2 ft. 4 in.
35.1 to 46	2 ft. 7 in.
46.1 to 72.5	3 ft. 0 in.
72.6 to 121	3 ft. 2 in.
138 to 145	3 ft. 7 in.
161 to 169	4 ft. 0 in.
230 to 242	5 ft. 3 in.
345 to 362	(1) 8ft. 6 in.
500 to 552	(1) 11 ft. 3 in.
700 to 765	(1) 14 ft. 11 in.

Footnote (1) NOTE: For 345-362 kv., 500-552 kv., and 700-765 kv., minimum clear hot stick distance may be reduced provided that such distances are not less than the shortest distance between the energized part and the grounded surface.

Footnote (2) NOTE: Chart above is based on elevations up to 5,000 ft.

**CAUTION: THE PRODUCTS WE SUPPLY ARE INTENDED TO BE USED AND SERVICED ONLY BY PROFESSIONAL PERSONNEL WHO HAVE BEEN TRAINED IN PROPER WORK AND SAFETY PRACTICES RELATING TO THE USE OF THIS TYPE OF PRODUCT. THE INFORMATION PROVIDED ON THE PRODUCTS DOES NOT COVER EVERY POSSIBLE CONTINGENCY TO BE ENCOUNTERED AND IT IS NOT INTENDED TO BE USED AS A SUBSTITUTE FOR ADEQUATE TRAINING AND EXPERIENCE. IF SPECIFIC SITUATIONS OR QUESTIONS ARISE REGARDING THE USE OF THE PRODUCTS OR, IF ADDITIONAL INFORMATION IS REQUIRED, PHONE OR WRITE THE FACTORY BEFORE PROCEEDING.**



## TERMS AND CONDITIONS OF SALE

All sales by Hastings Fiber Glass Products, Inc. are subject to the following terms and conditions, as well as the other terms contained in our full Terms and Conditions of Sale, which are available upon request. We object to and will not agree to any terms that are additional to or different from these terms.

**Quotations; Prices; Orders.** Written quotations automatically expire 30 calendar days from the date of issue unless sooner terminated by notice. Prices are based on standard catalogue items, packaged, marked and tested in line with our stated company policy. Prices are subject to change without notice. Price at which the products will be billed will be that which is published or in general effect when shipment is made. Prices do not include Federal, State or Municipal Taxes. All orders are subject to our approval and acceptance. All orders are subject to a minimum order charge of \$50.00 for all products except parts, which are subject to a minimum order charge of \$25.00.

**Delivery.** Delivery shall be F.O.B. our factory in Hastings, Michigan. Shipping charges are prepaid and will be added to Buyer's invoice. Shipping dates are estimates only. If we are unable to finish and ship the products to Buyer on time because of anything we cannot control, then the estimated delivery time will be extended and we will not be liable to Buyer for the delay. Stenographic, clerical and billing errors are subject to corrections. Authorized returns are subject to a minimum 20% restocking charge.

**Defects; Remedies.** We will repair or replace, at our option, any product we manufactured that has not been subject to misuse, abuse or improper application and which proves to be defective in materials or workmanship such that the value of the product to Buyer is materially impaired within one year from date of shipment. If Buyer approved drawings of, specifications for, or a sample of the product, then the product shall not be defective to the extent that it conforms thereto. Buyer shall be responsible for packing, shipping and transportation costs for returning products to us. No products shall be returned to us without our prior written consent. The acceptance of any product returned to us shall not be deemed an admission that the products are defective or in breach of any warranty, and if we determine that the products are not defective, they may be returned to Buyer at Buyer's expense. If we fail to repair or replace any defective product within a reasonable time, then we will be liable to Buyer for the lesser of (i) the reasonable cost of repair or replacement by a third party or (ii) that part of the purchase price of the defective product that has been paid by Buyer, but Buyer shall not obtain repair or replacement by a third party without giving us at least 15 days prior written notice.

This paragraph sets forth Buyer's sole and exclusive remedies for any defect in the products. No warranty is made with respect to any item (including, but not limited to, equipment, accessories, component parts or auxiliary equipment) we did not manufacture. We shall in no event be responsible or liable for modifications, alterations, misapplication or repairs made to our products by Buyer or any third party, or for damage caused by negligence, accident, overloading or improper use of the products by Buyer or any third party. Only our authorized officer may modify, expand or extend this warranty, waive and of its limitations or exclusions, or make any different or additional warranties with respect to the products, and then only in a signed writing. On any resale of the products, Buyer shall contractually limit its buyer's rights and remedies against both Buyer and us to the same extent as Buyer's rights and remedies are limited under this Agreement. Products are sold with the express understanding that their life and fitness for purpose are indeterminate and largely depend on application and operating circumstances and continuing maintenance.

**Limitations.** EXCEPT AS STATED ABOVE, WE MAKE NO WARRANTIES AS TO THE PRODUCTS AND, IN PARTICULAR, MAKE NO WARRANTIES OF MERCHANTABILITY OR FITNESS FOR ANY PARTICULAR PURPOSE, AND BUYER IS SOLELY RESPONSIBLE FOR DETERMINING THE PROPER APPLICATION AND USE OF THE PRODUCTS. WE WILL NOT HAVE ANY TORT LIABILITY TO BUYER WITH RESPECT TO ANY OF THE PRODUCTS AND WILL NOT BE LIABLE FOR CONSEQUENTIAL, INCIDENTAL, SPECIAL, EXEMPLARY, INDIRECT OR PUNITIVE DAMAGES ARISING FROM ANY PRODUCT DEFECT, DELAY, NONDELIVERY, RECALL OR OTHER BREACH. Buyer must bring any claim, suit or other proceeding arising out of this Agreement or relating to the products within one year from the date of the breach. **Design Changes.** We reserve the right to incorporate new design or improvements on the products or their component parts without obligation in regards to a customer's existing stock.

**Buyer Obligations.** Buyer shall indemnify us and hold us harmless, and if we so request defend us, with respect to all costs, damages, losses, claims, judgments, and expenses, including attorney fees, that we incurs as a result of or in connection with (a) any act, omission or use of the products by Buyer, its employees, or its customers; (b) any breach by Buyer of any of its obligations under this agreement; (c) any claimed unfair competition, or any claimed patent, trademark, or copyright infringement, or any claimed infringement of any other proprietary right; or (d) any other claim resulting from our manufacture of the products to Buyer's specifications.

**Miscellaneous.** Any sale of products to Buyer shall be considered to have been made in, and shall be governed by and interpreted according to the laws of, the State of Michigan, and any action relating to the same may be brought in any federal or state court located in Barry or Kent County, Michigan. Any agreement to purchase goods shall be binding upon us and upon Buyer, and upon our respective legal representatives, successors and assigns.

**Cautions:** The products we supply are intended to be used and serviced only by professional personnel who have been trained in proper work and safety practices relating to the use of this type of product. The information provided on the products does not cover every possible contingency to be encountered and it is not intended to be used as a substitute for adequate training and experience. If specific situations or questions arise regarding the use of the products or, if additional information is required, phone or write the factory before proceeding.







# 01

## Hot Sticks & Cutters

**TELESCOPING HOT STICKS**

The original Tel-O-Pole® Hot Stick is designed for long reach, speed, convenience and safety. All sections are fabricated with reinforced electrical grade fiberglass, for greater strength and high dielectric properties.

**FEATURES AND BENEFITS:**

- For opening and closing disconnect switches
- Replacing fuses on transformers
- Pruning tree limbs
- Fluorescent green tip section is highly visible and has a foam core
- Several models and lengths available

**STANDARD TEL-O-POLE® HOT STICK**

This style stick can be locked at each length listed. The tip diameter for this model is 7/8". Tip section will not interlock.

CAT NO	EXTENDED	RETRACTED	BASE DIA	LBS	CASE
S-212	12'	44"	1 5/8"	3.8	C-212
S-216	12'4" - 16'	56"	1 5/8"	4.5	C-30
S-220	17' - 20'	58"	1 7/8"	5.5	C-30
S-225	17' -21'- 25.5'	60"	2 3/16"	7.0	C-30
S-230	17' -21.5' -26' -30'	61 5/8"	2 3/8"	8.8	C-30
S-235	17' -21.5' -26' -30' - 35'	63 3/8"	2 11/16"	11.0	C-35
S-240	22' -26' -30' -35' -40'	65 3/8"	2 7/8"	13.9	C-40
S-245	22' -26' -30' -35' -40' -44.5'	67"	3 3/16"	16.5	C-45

**TEL-O-POLE® HOT STICK WITH TIP LOCK FEATURE**

Tip retracts and locks into next larger section. The tip diameter for this model (extended) is 7/8" or (retracted) is 1 3/32".

CAT NO	EXTENDED	RETRACTED	BASE DIA	LBS	CASE
ST-225	17'-21'-25.5'	60"	2 3/16"	7.0	C-30
ST-230	17'-21.5'-26'-30'	61 5/8"	2 3/8"	8.8	C-30
ST-235	17'-21.5'-26'-30'-35'	63 3/8"	2 11/16"	11.0	C-35
ST-240	22'-26'-30'-35'-40'	65 3/8"	2 7/8"	13.9	C-40
ST-245	22' -26' -30' -35' -40' -44.5'	67"	3 3/16"	16.5	C-45

**HEAVY DUTY TEL-O-POLE® HOT STICK**


The tip diameter for this model is 1 3/32". All sections will interlock.

CAT NO	EXTENDED	RETRACTED	BASE DIA	LBS	CASE
SH-216	9'-13'-17'	58 1/8"	1 7/8"	4.8	C-30
SH-200	13'-17.5'-21.5'	60"	2 3/16"	6.5	C-30
SH-250	13'-17.5'-21.5'-26'	61 5/8"	2 3/8"	8.3	C-30
SH-230	13'-17.5'-21.5'-26'-30'	63 3/8"	2 11/16"	10.3	C-35
SH-235	17'-21.5'-26'-30'-35'	65 3/8"	2 7/8"	13.0	C-35
SH-240	17' -21.5' -26' -30' -35' -40'	67"	3 3/16"	15.9	C-45

**EXTENSION SECTION**

The extension section mounts on universal end to get additional length.

CAT NO	LENGTH	LBS
839-2	56"	2.0



TEL-O-POLE SLIDE STOP  
See Page 101 for details





# HOT STICKS AND CUTTERS

## TEL-O-POLE® II

The “No Twist” stick has a unique triangular design. All models are heavy duty.

### FEATURES AND BENEFITS:


- Triangle shape enables each section to “lock in automatically”, no need to search for the button
- Fluorescent green tip section is highly visible and has a foam core
- Sections can be removed or added to make the stick the preferred length.  
Example: HV-235 remove 4 sections to make it 20 ft instead of 35 ft
- Ergonomic design gives the operator a better gripping surface for better control
- All sections have a smooth glossy surface for routine cleaning and waxing



HV-235



Locking Button Top View



End View showing Triangular Shape



PATENT NO. US 8,469,423

### TEL-O-POLE SLIDE STOP

- Stops Hot Stick Sections from extending while in storage
- Outer Band provides surface protection and grip to help prevent rolling and sliding when in storage

CAT NO	DESCRIPTION	LBS
P31521	SLIDE STOP - FITS S-225 / ST-225	0.05
P31522	SLIDE STOP - FITS S-230 / S-235 / S-240 FITS ST-230 / ST-235 / ST-240 FITS SH-250 / SH-230 / SH-235	0.05
P31523	SLIDE STOP - FITS HV-225 / HV-230	0.05
P31524	SLIDE STOP - FITS HV-235 / HV-240 / HV-245	0.05

CAT NO	EXTENDED	RETRACTED	BASE DIA	LBS	CASE
HV-212	12' 7"	58"	1.45"	3.7	C-30
HV-216	16' 9"	60"	1.61"	5.0	C-30
HV-220	21'	62"	1.75"	6.4	C-30
HV-225	25' 6"	64"	1.91"	8.1	C-40
HV-230	30'	66"	2.07"	10.0	C-40
HV-235	35'	68"	2.22"	12.1	C-40
HV-240	39' 6"	69"	2.38"	14.4	C-40
HV-245	44' 5"	72"	2.54"	18.125	C-45

### TEL-O-POLE® BUCKET STICKS AND CANISTERS

Ideal for quick access for linemen working out of a bucket truck.

### FEATURES AND BENEFITS:

- Stick collapses below lip of bucket
- Bucket sticks are available in 8' and 12'
- Light weight bucket storage canister available for both models
- Snap on lid secured with lanyard

CAT NO	EXTENDED	RETRACTED	BASE DIA	LBS	CASE
HV-208	8'	26"	1.75"	3.0	C-208
HV-312	12'	37"	1.61"	4.3	C-312
06-185	FITS HV-208			3.8	
06-186	FITS HV-312			5.1	

PATENT NO. US 8,469,423



06-186 HV-312 HV-208 06-185

**TEL-O-POLE® MEASURING STICKS**

Safely measure vertical heights. Available in English or Metric graduations. Used to measure overhead lines, telephone, cable-TV, highway clearances, and structures.

**FEATURE AND BENEFITS:**

- Eye-level reading, no calculations required, the read-height is shown at the top of the base section
- Positive locking buttons, spring-loaded, fast accurate and easy to extend
- Standardized parts for quick and easy repair and replacement

CAT NO	EXTENDED	RETRACTED	WEIGHT	CASE
E-25	25'	65 3/4"	3.2 lbs.	C-35
E-30	30'	65 3/4"	4.5 lbs.	C-35
E-35	35'	65 3/4"	5.9 lbs.	C-35
E-40	40'	65 3/4"	7.5 lbs.	C-35
E-50	50'	69 3/16"	13.2 lbs.	C-40
M-25	7.5 METERS	1.67 METERS	1.5 kg.	C-35
M-35	10.5 METERS	1.67 METERS	2.7 kg.	C-35
M-40	12 METERS	1.67 METERS	3.4 kg.	C-35
M-50	15 METERS	1.76 METERS	6.0 kg.	C-40

**COMBINATION TEL-O-POLE® HOT STICK AND MEASURING STICK**

One stick does it all, the heavy duty Tel-O-Pole II and Measuring Stick, all in one. Available in English or Metric graduations.

**FEATURES AND BENEFITS:**

- Open and close switches, disconnects, line fuses, cut outs, as well as measure elevated heights
- Eye-level reading, no calculations required, the read-height is shown at the top of the next collapsed section
- Markings are printed in large easy to read numbers
- English models are in feet and inches
- Metric models are in meters and centimeters

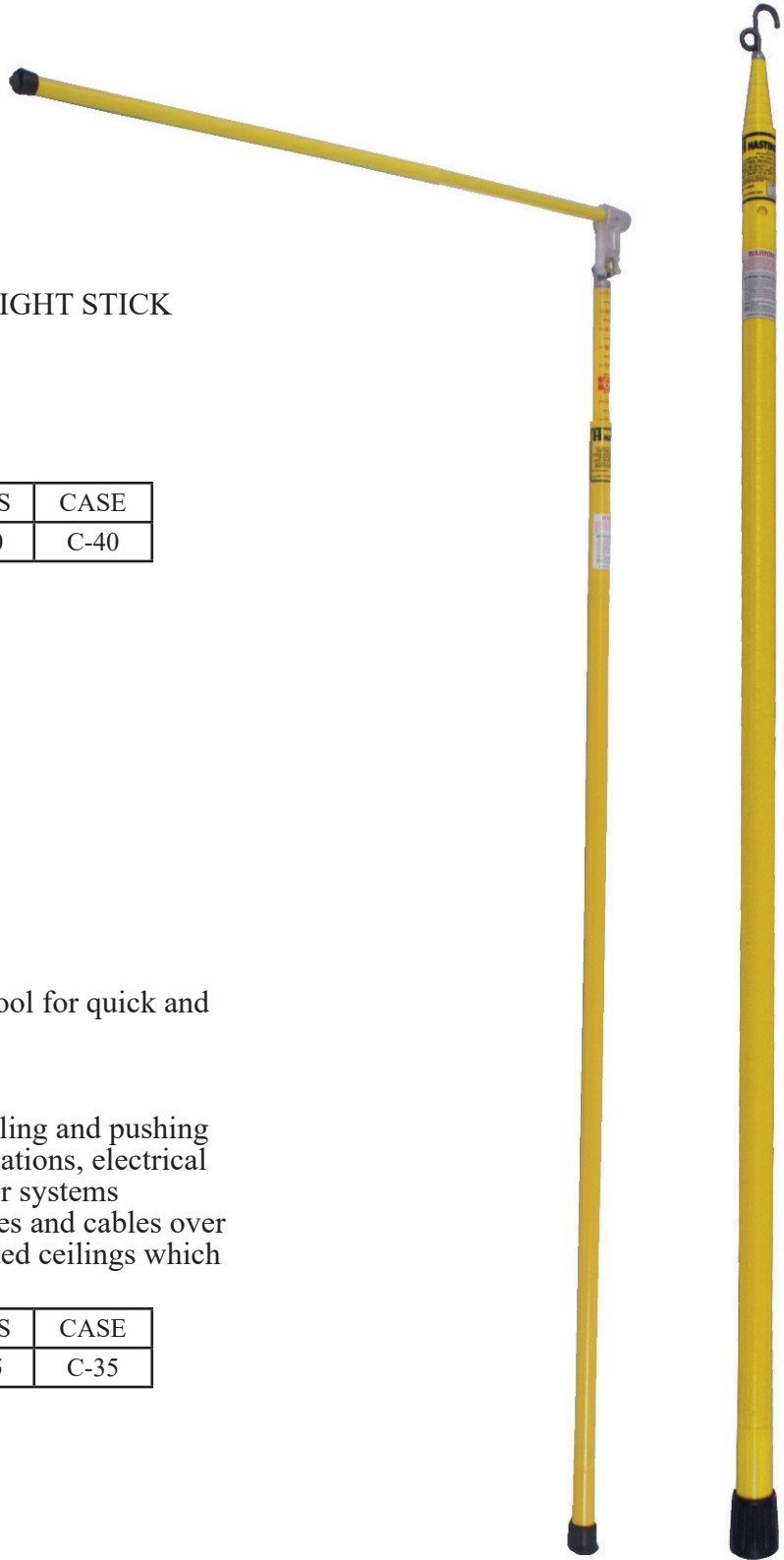
CAT NO	EXTENDED	RETRACTED	BASE DIA	WEIGHT	CASE
EV-25	25' 6"	64"	1.91"	8.1 lbs.	C-40
EV-30	30'	66"	2.07"	10.0 lbs.	C-40
EV-35	35'	68"	2.22"	12.1 lbs.	C-40
EV-40	39' 6"	69"	2.38"	14.4 lbs.	C-40
MV-25	7.8 METERS	1.63 METERS	4.85 cm	3.7 kg.	C-40
MV-30	9.2 METERS	1.68 METERS	5.25 cm	4.5 kg.	C-40
MV-35	10.6 METERS	1.72 METERS	5.6 cm	5.5 kg.	C-40
MV-40	12 METERS	1.75 METERS	6.04 cm	6.5 kg.	C-40

PATENT NO. US 8,469,423

**QUICK CHANGE HEAD**

- Available on all HV - MV - Ev Models
- The quick change makes it easy to change attachments
- Just a quarter turn on the thumb screw, push the button and the attachment comes free
- To order add -Q behind the part number





**TEL-O-POLE® TRUCKERS LOAD HEIGHT STICK**  
 Ideal for measuring truck loads.

**FEATURES AND BENEFITS:**

- 15' Length fully extended
- 4' Arm folds down for storage

CAT NO	EXTENDED	RETRACTED	LBS	CASE
E-15-1	15'	67 1/2"	3.0	C-40

**TEL-O-POLE® RE TRE VER POLE**  
 Light weight non-conductive telescopic tool for quick and easy installation of wire and cables.

**FEATURES AND BENEFITS:**

- Combination hook and eye tip for pulling and pushing
- Ideal for installation of telecommunications, electrical systems, sound systems, and computer systems
- Easy to use, user can push or pull wires and cables over dropped ceilings, rafters, and suspended ceilings which are difficult to access

CAT NO	EXTENDED	RETRACTED	LBS	CASE
R-30	30'	63 1/2"	3.5	C-35

**E-15-1**

**R-30**



**LAMP CHANGER TEL-O-POLE®**

The lamp changer pole is telescopic, light weight, reinforced, and made of non conductive fiberglass construction. Snap out the length you need. Adaptable to McGill type changers and broken socket removers.

CAT NO	EXTENDED	RETRACTED	LBS	CASE
L-20	21' 7"	58 3/4"	3.0	C-30
L-35	36' 1"	64"	7.0	C-35



**151-CA**

**FOR USE WITH LAMP CHANGER POLES**

CAT NO	LAMP SIZE	LBS
151-CA	100 - 200W	0.5
152-C	300 - 500W	0.6
153-C	750 - 1500W	0.6
154-C	400W T-16 MERCURY LAMP	0.5
161-C	175W MERCURY LAMP	0.5
200	BROKEN LAMP BASE REMOVER	0.2
P10035	ADAPTER TO MODIFY THE LAMP CHANGER ACCESSORIES TO FIT THE UNIVERSAL POLES	0.2

OTHER SIZES AVAILABLE - CONTACT FACTORY



**154-AC**

**FOR USE WITH ALL UNIVERSAL STICKS**

CAT NO	LAMP SIZE	LBS
151-ACA	100 - 200W	0.8
152-AC	300 - 500W	0.8
153-AC	750 - 1500W	0.8
154-AC	400W T-16 MERCURY LAMP	0.7
161-AC	175W MERCURY LAMP	0.7
200-A	BROKEN LAMP BASE REMOVER	0.5
A10014	G.C.A. LAMP CHANGER ADAPTER FOR USE ON ALL STICKS WITH UNIVERSAL TYPE HEAD	0.5
EX3-649	UNIVERSAL LAMP CHANGER ADAPTER	0.5

OTHER SIZES AVAILABLE - CONTACT FACTORY



**200**

**L-35**



**7013**

**7014**

7013 Spring is for use with 150, 151, 154, 161 Lamp Changers  
 7014 Spring is for use with 152, 153, 156, 158 Lamp Changers

## SWITCH HEAD STICK

- Switch heads are made of bronze
- Designed to NEMA standards

	1 1/4" DIAMETER		1 1/2" DIAMETER	
FT	CAT NO	LBS	CAT NO	LBS
4	460-4	1.5	-----	-----
6	460-6	2.3	462-6	2.8
8	460-8	3.0	462-8	3.6
10	460-10	3.2	462-10	4.8
12	460-12	3.5	462-12	6.5
14	-----	-----	462-14	7.3
16	-----	-----	462-16	8.2
18	-----	-----	462-18	9.1
20	-----	-----	462-20	10.0

## DISCONNECT HEAD STICK

- Heavy duty
- For large switches and disconnects

	1 1/4" DIAMETER		1 1/2" DIAMETER	
FT	CAT NO	LBS	CAT NO	LBS
4	461-4	1.6	-----	-----
6	461-6	2.4	541-6	3.1
8	461-8	3.6	541-8	3.7
10	461-10	4.8	541-10	4.9
12	461-12	6.5	541-12	6.6
14	-----	-----	541-14	7.4
16	-----	-----	541-16	8.3
18	-----	-----	541-18	9.2
20	-----	-----	541-20	10.1

## UNIVERSAL HEAD STICK

- Can adapt with any universal tool found in the Hotstick Accessories Section

	1 1/4" DIAMETER		1 1/2" DIAMETER	
FT	CAT NO	LBS	CAT NO	LBS
4	567-4	1.4	-----	-----
6	567-6	1.7	-----	-----
8	567-8	2.6	-----	-----
10	567-10	3.3	469-10	4.5
12	567-12	4.0	469-12	6.5
14	-----	-----	469-14	7.3
16	-----	-----	469-16	8.3
18	-----	-----	469-18	9.2
20	-----	-----	469-20	10.1

## INSULATED HEAD STICK

- For confined spaces and tight switch gear
- Prong is made of solid fiberglass material

	1 1/4" DIAMETER		1 1/2" DIAMETER	
FT	CAT NO	LBS	CAT NO	LBS
4	501-4	1.2	-----	-----
6	501-6	2.1	502-6	2.3
8	501-8	2.6	502-8	3.1
10	501-10	3.5	502-10	4.3
12	501-12	4.3	502-12	5.2
14	-----	-----	502-14	6.2
16	-----	-----	502-16	7.1
18	-----	-----	502-18	8.1



567-4



460-4



461-4



501-4

**SUBSTATION ADJUSTABLE LENGTH DISCONNECT TEL-O-POLE® STICKS**  
 Designed for use in close confines of substations

**FEATURES AND BENEFITS:**

- Round Stick with HASTINGS Square Button design prevents button shearing under heavy load
- Eliminates problem of threading long sticks through substation structure
- Eliminates multiple length stick requirements, sticks are adjustable to length in one foot increments
- Top section is conventional 1 1/4" diameter Hot Stick. Can be removed for use as single one piece Hot Stick. Base section is 1 1/2" diameter.
- Extended length is shown at each lock position for reference
- Safe guard design, top section must extend beyond base before lock will engage, giving full protection of fire retardant unicellular core (See information on collapsed and minimum usable length)
- Available with standard disconnect head, switch head, or universal head

DISCONNECT HEAD	SWITCH HEAD	UNIVERSAL HEAD				
CAT NO	CAT NO	CAT NO	EXTENDED LENGTH	MINIMUM USABLE LENGTH	COLLAPSED LENGTH	LBS
3114	3115	3116	14'	10'	8' 4"	5.5
3118	3119	3120	18'	12'	10' 4"	7.5
3121	3122	3123	20'	14'	12' 4"	9.5
		H-10	9' 6"	5' 4"	5'	4.2

**CARRYING CASES**

- Made from durable water resistant nylon reinforced vinyl
- All cases include a snap type flap and carrying handles

CARRYING CASES FOR 1 1/4" AND 1 1/2" DIAMETER STICKS				
LENGTH OF STICK	SINGLE POCKET	TWO POCKET	THREE POCKET	FOUR POCKET
2'	-----	-----	C-432	C-442
4'	C-414	C-424	C-434	C-444
6'	C-416	C-426	C-436	C-446
8'	C-418	C-428	-----	-----
10'	C-8110	-----	-----	-----
12'	C-8112	-----	-----	-----



C-424



3114

# HOT STICKS AND CUTTERS

## SPLICED SWITCH AND DISCONNECT STICKS

- Eliminates storage problems and duplication of tools
- Choose top section and base section and add extension sections as needed for extra length
- Switch and disconnect heads are made from bronze alloy
- Insulated head is fiberglass



	SWITCH HEAD				INSULATED HEAD				DISCONNECT HEAD			
	1 1/4" DIA		1 1/2" DIA		1 1/4" DIA		1 1/2" DIA		1 1/4" DIA		1 1/2" DIA	
FT	CAT NO	LBS	CAT NO	LBS	CAT NO	LBS	CAT NO	LBS	CAT NO	LBS	CAT NO	LBS
2	5460-2	1.0	-----	-----	5462-2	0.8	-----	-----	5461-2	1.1	-----	-----
4	5460-4	1.6	5540-4	2.3	5462-4	1.4	5542-4	2.2	5461-4	1.8	5541-4	2.3
6	5460-6	2.0	5540-6	3.4	5462-6	1.8	5542-6	3.0	5461-6	2.1	5541-6	3.4
8	5460-8	2.6	5540-8	4.5	5462-8	2.2	5542-8	4.2	5461-8	2.8	5541-8	4.5
10	-----	-----	5540-10	6.0	-----	-----	5542-10	5.8	-----	-----	5541-10	6.0

	UNIVERSAL HEAD				BASE SECTIONS				EXTENSION SECTIONS			
	1 1/4" DIA		1 1/2" DIA		1 1/4" DIA		1 1/2" DIA		1 1/4" DIA		1 1/2" DIA	
FT	CAT NO	LBS	CAT NO	LBS	CAT NO	LBS	CAT NO	LBS	CAT NO	LBS	CAT NO	LBS
2	5467-2	1.3	-----	-----	-----	-----	-----	-----	546-2	1.0	-----	-----
4	5467-4	2.0	5547-4	2.3	552-4	1.5	5553-4	1.8	546-4	1.2	5546-4	2.0
6	5467-6	2.3	5547-6	3.4	552-6	2.0	5553-6	2.7	546-6	2.0	5546-6	3.0
8	5467-8	3.1	5547-8	4.5	552-8	2.7	5553-8	3.6	546-8	2.5	5546-8	4.1
10	-----	-----	5547-10	6.0	552-10	3.5	5553-10	4.5	-----	-----	5546-10	5.3



SNAP ON ADAPTERS	
CAT NO	DESCRIPTION
A10012	MALE UNIVERSAL ADAPTER FOR 1 1/4" STICK
A10025	MALE UNIVERSAL ADAPTER FOR 1 1/2" STICK
5556	MALE DISCONNECT HEAD ADAPTER FOR 1 1/4" STICK
5558	MALE DISCONNECT HEAD ADAPTER FOR 1 1/2" STICK
A10011	FEMALE UNIVERSAL ADAPTER FOR 1 1/4" STICK
A10026	FEMALE UNIVERSAL ADAPTER FOR 1 1/2" STICK
A18007	FEMALE BASE CAP FOR 1 1/4" STICK
A18008	FEMALE BASE CAP FOR 1 1/2" STICK

**A10011    A10012    5556    A18007**



SPLICED SWITCH AND DISCONNECT STICKS

- Available with fiberglass splice
- Provides convenient storage - eliminates long one piece sticks

TWO SECTION SWITCH STICK WITH FIBERGLASS SPLICE AND DISCONNECT HEAD

CAT NO	OVERALL LENGTH	TIP SECTION	BASE SECTION	LBS
382	12'	1 1/2" x 6'	1 1/2" x 6'	4.8
383	14'	1 1/2" x 6'	1 1/2" x 8'	5.6
384	16'	1 1/2" x 8'	1 1/2" x 8'	6.5
385	18'	1 1/2" x 8'	1 1/2" x 10'	7.4
386	20'	1 1/2" x 10'	1 1/2" x 10'	8.3

THREE SECTION SWITCH STICK WITH FIBERGLASS SPLICE AND DISCONNECT HEAD

CAT NO	OVERALL LENGTH	TIP SECTION	MIDDLE SECTION	BASE SECTION	LBS
522	18'	1 1/2" x 6'	1 1/2" x 6'	1 1/2" x 6'	8.3
523	20'	1 1/2" x 8'	1 1/2" x 6'	1 1/2" x 6'	9.2



**Disconnect Head**



**Universal Head**

TWO SECTION SWITCH STICK WITH FIBERGLASS SPLICE AND UNIVERSAL HEAD

CAT NO	OVERALL LENGTH	TIP SECTION	BASE SECTION	LBS
388	12'	1 1/2" x 6'	1 1/2" x 6'	4.6
389	14'	1 1/2" x 6'	1 1/2" x 8'	5.4
387	16'	1 1/2" x 8'	1 1/2" x 8'	6.3
391	18'	1 1/2" x 8'	1 1/2" x 10'	7.2
392	20'	1 1/2" x 10'	1 1/2" x 10'	8.1


THREE SECTION STICK WITH FIBERGLASS SPLICE AND UNIVERSAL HEAD

CAT NO	OVERALL LENGTH	TIP SECTION	MIDDLE SECTION	BASE SECTION	LBS
520	18'	1 1/2" x 6'	1 1/2" x 6'	1 1/2" x 6'	8.3
521	20'	1 1/2" x 8'	1 1/2" x 6'	1 1/2" x 6'	9.2



## SPLICED SWITCH AND DISCONNECT STICKS

- Available with metal splice ferrules
- Stepped sections allows for long lengths and maintains rigidity
- Provides convenient storage - eliminates long one piece sticks



**Disconnect Head**



**Universal Head**



### TWO SECTION SWITCH STICK WITH METAL SPLICE AND DISCONNECT HEAD

CAT NO	OVERALL LENGTH	TIP SECTION	BASE SECTION	LBS
20923	12'	1 1/4" x 6'	1 1/2" x 6'	6.2
20924	14'	1 1/4" x 6'	1 1/2" x 8'	6.5
20925	16'	1 1/4" x 8'	1 1/2" x 8'	7.5
20926	18'	1 1/4" x 8'	1 1/2" x 10'	8.3
20927	20'	1 1/4" x 10'	1 1/2" x 10'	8.8

### THREE SECTION SWITCH STICK WITH METAL SPLICE AND DISCONNECT HEAD

CAT NO	OVERALL LENGTH	TIP SECTION	MIDDLE SECTION	BASE SECTION	LBS
20932	18'	1 1/4" x 6'	1 1/2" x 6'	1 1/2" x 6'	9.9
20933	20'	1 1/4" x 8'	1 1/2" x 6'	1 1/2" x 6'	11.5
20934	24'	1 1/2" x 8'	1 3/4" x 8'	1 3/4" x 8'	17.3

### TWO SECTION STICK WITH METAL SPLICE AND UNIVERSAL HEAD

CAT NO	OVERALL LENGTH	TIP SECTION	BASE SECTION	LBS
20938	12'	1 1/4" X 6'	1 1/2" x 6'	5.1
20939	14'	1 1/4" x 6'	1 1/2" x 8'	5.7
20940	16'	1 1/4" x 8'	1 1/2" x 8'	6.2
20941	18'	1 1/4" x 8'	1 1/2" x 10'	6.8
20942	20'	1 1/4" x 10'	1 1/2" x 10'	7.3

### THREE SECTION STICK WITH METAL SPLICE AND UNIVERSAL HEAD

CAT NO	OVERALL LENGTH	TIP SECTION	MIDDLE SECTION	BASE SECTION	LBS
20947	18'	1 1/4" x 6'	1 1/2" x 6'	1 1/2" x 6'	8.4
20948	20'	1 1/4" x 8'	1 1/2" x 6'	1 1/2" x 6'	8.9
20949	24'	1 1/2" x 8'	1 3/4" x 8'	1 3/4" x 8'	9.9

UNIVERSAL HOT STICKS

- Sticks with universal head adapts to all standard universal fit on tools (See the Hotstick Accessories section of our catalog)
- All sticks include a hanger hook

UNIVERSAL - ONE END ONLY				
	1 1/4" DIAMETER		1 1/2" DIAMETER	
FT	CAT NO	LBS	CAT NO	LBS
4	567-4	2.2	-----	-----
6	567-6	3.0	-----	-----
8	567-8	3.8	-----	-----
10	567-10	4.6	469-10	4.9
12	567-12	5.4	469-12	6.9
14	-----	-----	469-14	7.6
16	-----	-----	469-16	8.5
20	-----	-----	469-20	10.2

UNIVERSAL - BOTH ENDS				
	1 1/4" DIAMETER		1 1/2" DIAMETER	
FT	CAT NO	LBS	CAT NO	LBS
4	4678-4	2.8	-----	-----
6	4678-6	3.3	-----	-----
8	4678-8	4.1	4680-8	5.7
10	4678-10	5.0	4680-10	6.4
12	4678-12	5.8	4680-12	8.2
14	-----	-----	4680-14	10.0



567-4


4678-4

TRIANGULAR SHAPE UNIVERSAL STICKS  
Lightweight, strong, and easy to use.

FEATURES AND BENEFITS:

- Foam Filled
- Fluorescent green color for high visibility
- Ergonomic design gives the operator a better gripping surface for control
- All sticks include a hanger hook

CAT NO	DESCRIPTION	LBS
4679-6	6' DOUBLE END UNIVERSAL STICK	3.2
4679-8	8' DOUBLE END UNIVERSAL STICK	3.8
4679-10	10' DOUBLE END UNIVERSAL STICK	4.2
4679-12	12' DOUBLE END UNIVERSAL STICK	4.7



End view showing triangular shape



4679-6

## UNIVERSAL TIE STICKS


All sticks are equipped with combination hanger hook and tie wire assistant.

### FEATURES AND BENEFITS:

- Rotary Blade - The rotary blade tie stick head produces a swivel action that enables wire to be moved greater distance without disengaging tool.
- Rotary Prong - Use the rotary prong tie stick head for applying new tie wires with loops. Rotary action of prong provides ease and speed in operation.
- Double Prong - Use the double prong tie stick head for installing and removing looped end ties. Double prongs are especially useful for bailing wire for safe removal.
- Rotary Blade
- Rotary Prong
- Double Prong
- Available in various combinations - see below.



4683-6



DOUBLE & SINGLE END STICKS	CAT NO	CAT NO
	1 1/4" DIA x 6'	1 1/4" DIA x 8'
ROTARY BLADE & UNIVERSAL HEAD	4684-6	4684-8
ROTARY PRONG & UNIVERSAL HEAD	4682-6	4682-8
DOUBLE PRONG & UNIVERSAL HEAD	4685-6	4685-8
ROTARY BLADE - OPPOSITE END CAPPED	4687-6	4687-8
ROTARY PRONG - OPPOSITE END CAPPED	4681-6	4681-8
DOUBLE PRONG - OPPOSITE END CAPPED	4688-6	4688-8
ROTARY PRONG & ROTARY BLADE	4683-6	4683-8



**MULTI-PURPOSE HOLDING TOOL**

For holding slack conductors during sleeving. Provides positive control for shaping and bending jumpers and controlling conductors when cutting.

**FEATURES AND BENEFITS:**

- Excellent means of applying factory formed tie wires, armor rods, and securing captured hardware during crimping operation
- Main fiberglass portion is 1" diameter
- The 5/8" operating rod is designed to withstand high torque values
- Foam filled to completely eliminate migration of contaminants and moisture

RIGID HEAD				
CAT NO	LENGTH	CONDUCTOR CAPACITY	LBS	CASE
4600	4'	#6 to 1 1/16"	3.3	C-8104
4601	6'	#6 to 1 1/16"	3.8	C-8106
4602	8'	#6 to 1 1/16"	4.3	C-8108

ADJUSTABLE HEAD				
CAT NO	LENGTH	CONDUCTOR CAPACITY	LBS	CASE
4603	4'	#6 to 1 1/16"	4.0	C-8104
4604	6'	#6 to 1 1/16"	4.5	C-8106
4605	8'	#6 to 1 1/16"	5.0	C-8108

**ADJUSTABLE HEAD**

All of the same features of the rigid head plus the convenience of adjustment from straight to 30 degrees both sides of center. This gives the lineman better control options from multiple positions. A universal joint on the operating rod allows smooth, effortless control of the gripping pressure. Angle adjustments are obtained easily by means of a spring loaded thumb screw.

**4604**






## HOT STICK BLANK POLES

- Foam filled
- Existing tools can be attached by cementing with epoxy adhesive

FT	1 1/4" DIA BLANKS		1 1/2" DIA BLANKS		2" DIA BLANKS	
	CAT NO	LBS	CAT NO	LBS	CAT NO	LBS
4	464	1.2	534	2.0	-----	-----
6	466	2.0	536	3.0	-----	-----
8	468	2.5	538	4.1	638	5.1
10	4610	2.9	5310	5.3	6310	6.3
12	4612	3.3	5312	6.5	6312	7.5
14	4614	3.8	5314	7.6	6314	8.6
16	-----	-----	5316	8.8	6316	9.8
18	-----	-----	5318	10	6318	11.0
20	-----	-----	5320	11.2	6320	12.2

FT	2 1/2" DIA BLANKS		3" DIA BLANKS	
	CAT NO	LBS	CAT NO	LBS
8	648	7.5	6508	11.0
9	-----	-----	6509	12.5
10	6410	9.5	6510	14.0
11	-----	-----	6511	15.5
12	6412	11.5	6512	17.0
14	6414	13.5	6514	20.0
16	6416	15.5	6516	23.0
18	6418	17.5	6518	26.0
20	6420	19.5	6520	29.0



4355

4355-8

## HOT STICK SPLICE FITTINGS

- Hinge Splice
- Rigid Splice

CAT NO	DESCRIPTION	LBS
4355-8	HINGE SPLICE FOR 1 1/4" DIAMETER STICK	1.0

CAT NO	DESCRIPTION	LBS
4355	METAL SPLICE TO FIT 1 1/4" to 1 1/4"	1.1
4355-5	METAL SPLICE TO FIT 1 1/2" to 1 1/4"	1.3
4355-1	METAL SPLICE TO FIT 1 1/2" to 1 1/2"	1.3
4355-7	METAL SPLICE TO FIT 1 3/4" to 1 1/2"	1.6
4355-6	METAL SPLICE TO FIT 1 3/4" to 1 3/4"	1.6

464

**SEVERE WEATHER STICK**

The severe weather tool is intended to improve safety in situations where the work must be performed, regardless of weather conditions. The tool provides extra protection from water forming a continuous path down the length of the tool. This will improve the dielectric properties of the tool when used in rain, fog, snow, or sleet.

UNIVERSAL - ONE END ONLY				
	1 1/4" DIAMETER		1 1/2" DIAMETER	
FT	CAT NO	LBS	CAT NO	LBS
6	6801	3.2	-----	-----
8	6802	4.0	-----	-----
10	6803	4.8	-----	-----
12	6804	5.6	6811	7.1
14	-----	-----	6812	7.8
16	-----	-----	6813	8.7
18	-----	-----	6814	9.6
20	-----	-----	6815	10.4

**SEVERE WEATHER TOOL**

- Can adapt to any universal stick

CAT NO	DESCRIPTION	LBS
6805	SEVERE WEATHER TOOL 1 1/4" x 24" WITH UNIVERSAL ON BOTH ENDS	1.8

**BODY RESCUE HOOK STICK**

- 18" open hook mounted on a 1 1/4" O.D. fiberglass pole can be used for emergency rescue of injured personnel
- The A30428 can be used with any universal end sticks
- The A30429 can be used with any 1 1/4" spliced end sticks

CAT NO	DESCRIPTION	LBS
848-1	RESCUE STICK WITH 6' POLE	7.5
848-2	RESCUE STICK WITH 8' POLE	8.0
A30428	RESCUE HOOK WITH UNIVERSAL FITTING	5.1
A30429	RESCUE HOOK WITH SPLICE END	5.6



6801

6805



848-1

A30429

A30428



6780-17      6775-6      6770-6      6775-10

## HEAVY DUTY ONE PIECE FIBERGLASS PIKE POLES

- One piece pole has a solid unicellular foam core
- Supplied with reversible point for safety and storage
- Supplied with a heavy duty base cap to protect butt end
- Poles have a 2" diameter

CAT NO	LENGTH	LBS
6775-10	10'	7.5
6775-12	12'	8.7
6775-14	14'	9.9
6775-16	16'	11.1
6775-18	18'	12.3
6775-20	20'	13.5



## LIGHT - MEDIUM DUTY TEL-O-POLE® FIBERGLASS PIKE POLE

- Telescopic - retracts to 5' can be stored on service trucks
- Telescopes to 17'
- Tip section is foam filled
- Supplied with heavy duty base cap to protect butt end
- All sections easily disassembled for cleaning and repair

CAT NO	SECTIONS	TIP DIAMETER	BASE DIAMETER	LBS	CASE
6780-17	4	1 1/8"	2"	4.0	C-30

## SECTIONAL HEAVY DUTY FIBERGLASS PIKE POLES

- Solves storage problems of one piece pike poles
- Heavy duty plated steel splice keeps joined sections secure and rigid
- Supplied with reversible point for safety and storage

CAT NO	DESCRIPTION	LBS
6775-6	6' TOP SECTION	7.1
6775-7	7' TOP SECTION	8.0
6775-8	8' TOP SECTION	8.9
6770-6	6' BASE SECTION	9.0
6770-7	7' BASE SECTION	9.9
6770-8	8' BASE SECTION	10.8

## FIBERGLASS HANDLE CANT HOOK

- High strength forged steel hook
- 1 3/4" diameter fiberglass handle is easily gripped when wearing gloves
- Supplied with heavy duty base cap to protect butt end
- Protective metal sleeve on head eliminates wear
- Knuckle guard to protect hand if hook swings back to pole

CAT NO	DESCRIPTION	LBS
6705	CANT HOOK WITH 36" FIBERGLASS HANDLE	6.0



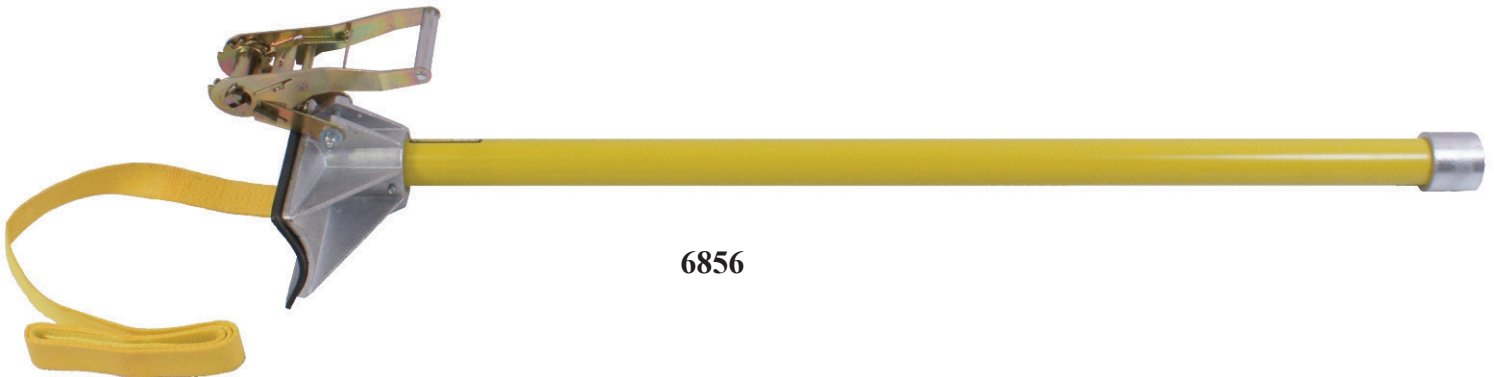
6705

## POLE CANT TOOL

Fiberglass handle tool with heavy duty ratchet binder and nylon strap with special coating for turning fiberglass, concrete, metal and wood poles during installation.

## FEATURES AND BENEFITS:


- Fiberglass Handle - 48" long x 2" diameter, has a solid foam core
- Nylon Strap - special coated for gripping pole surface
- Ratchet Binder - Heavy duty ratchet has extra wide handle for easy operation when wearing gloves
- Neoprene Pad on aluminum base of tool prevents damage to poles
- Two Way Turning - Poles can be turned in both positions without reinstalling the tool



6856

CAT NO	DESCRIPTION	LBS
6856	POLE CANT TOOL WITH HEAVY DUTY RATCHET BINDER AND 6' NYLON STRAP	10.0.
6856-3	POLE CANT TOOL WITH HEAVY DUTY RATCHET BINDER AND 8' NYLON STRAP	10.2
6856-5	POLE CANT TOOL WITH HEAVY DUTY RATCHET BINDER AND 10' NYLON STRAP	10.4





**6751-01**

**ONE PIECE FIBERGLASS CABLE HANDLING TOOL**

- 4 1/2" diameter hook for easy hooking of cable
- 1 1/4" diameter foam filled fiberglass shaft to prevent condensation
- 1/2" diameter steel handle

CAT NO	DESCRIPTION	LBS
6751-01	CABLE TOOL WITH 2' FIBERGLASS SHAFT	2.0
6751-03	CABLE TOOL WITH 3' FIBERGLASS SHAFT	2.6
6751-04	CABLE TOOL WITH 4' FIBERGLASS SHAFT	3.1
6751-06	CABLE TOOL WITH 6' FIBERGLASS SHAFT	4.5

**TWO PIECE CABLE HANDLING TOOL WITH FIBERGLASS HANDLE AND SPIRAL HOOKS**

- Spiral hooks provide positive grip on cables up to 2" diameter
- 1 1/4" diameter foam filled fiberglass shaft to prevent condensation
- 3/8" diameter steel handle

CAT NO	DESCRIPTION	LBS
10-106	SPIRAL HOOK - HEAD ONLY WITH UNIVERSAL SPLINE	0.7
6751-8	2' FIBERGLASS SHAFT ONLY	1.8
6751-9	3' FIBERGLASS SHAFT ONLY	2.3
6751-10	4' FIBERGLASS SHAFT ONLY	2.8
6751-16	6' FIBERGLASS SHAFT ONLY	3.3
6751-18	8' FIBERGLASS SHAFT ONLY	3.8




**6751-15**

**SPIRAL HOOK TOOL**

How to use the spiral hook tool

- Slide tool over both sides of cable
- Rotate tool 90 degrees and cable becomes captive



**10-106**

**6751-8**

**INSULATED PROBE TOOLS**

- Probe tools are attached to 1 1/4" diameter fiberglass poles and are used for locating buried pipes and cables
- 3/8" O.D. plated steel probe
- Welded ring 3" from tip of tool allows easy penetration of most soils

CAT NO	DESCRIPTION	LENGTH OF FIBERGLASS	OVERALL LENGTH	LBS
6751-15	PROBE TOOL	12"	54"	2.5
6751-07	PROBE TOOL	24"	54"	2.6

FIXED LENGTH SHOTGUN STICK WITH EXTERNAL OPERATING ROD			
CAT NO	LENGTH	LBS	CASE
8104	4'6"	4.5	C-8104
8106	6'6"	5.2	C-8106
8108	8'6"	6.5	C-8108
8110	10'6"	7.2	C-8110
8112	12'6"	7.8	C-8112
8114	14'6"	8.3	-----

FIXED LENGTH SHOTGUN STICK WITH INTERNAL OPERATING ROD			
CAT NO	LENGTH	LBS	CASE
8204	4'6"	4.1	C-8104
8206	6'6"	4.9	C-8106
8208	8'6"	5.7	C-8108
8210	10'6"	6.4	C-8110
8212	12'6"	7.1	C-8112

FOLDING SHOTGUN STICK WITH EXTERNAL OPERATING ROD				
CAT NO	LENGTH	FOLDED LENGTH	LBS	CASE
13412	6'6"	3'10"	7.0	01-015
13413	8'6"	4'6"	8.2	01-015
13414	10'6"	5'11"	9.3	01-017
13415	12'6"	6'11"	10.4	01-017



8104

8204

13412



FLUORESCENT HOOK OPTION

- Add -F to part number



UNIVERSAL OPTION



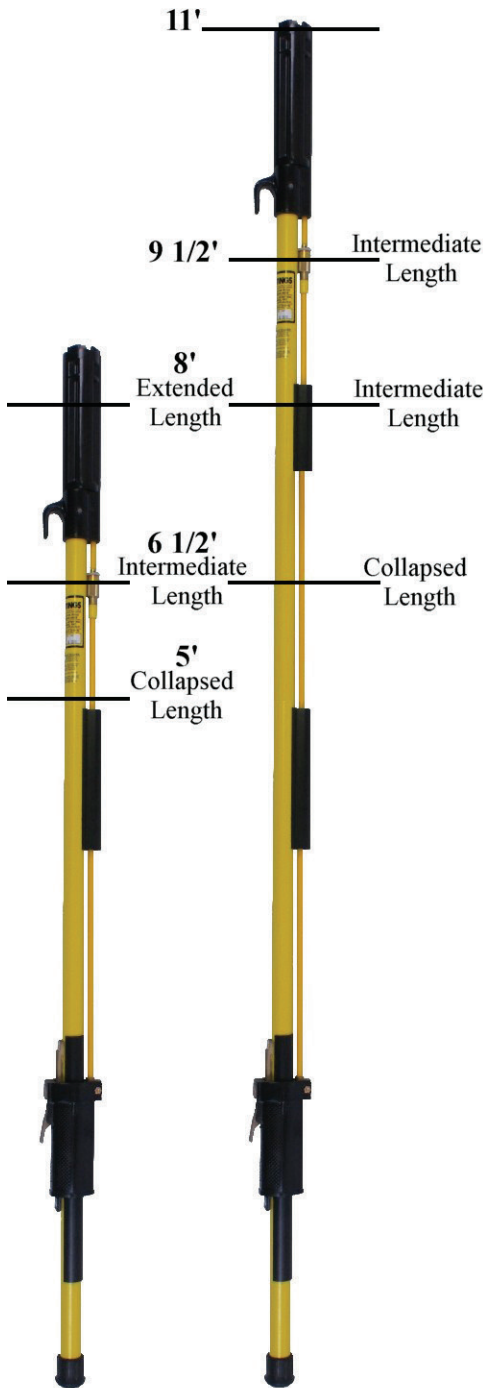
BOTTOM BREAK HOOK OPTION

UNIVERSAL FITTING ON BASE END - Add suffix -U to the catalog number.

BOTTOM BREAK HOOK - Add suffix -X to the catalog number (not available on telescopic models).

## TEL-O-POLE® SHOTGUN STICKS

Telescopic shotgun sticks can collapse for storage and extend to the length needed. See chart below.



### BUTTON PROTECTOR

- Add -BP to part number
- Helps prevent button from being accidentally depressed



### UNIVERSAL OPTION

- Add -U to part number



### FLUORESCENT HOOK OPTION

- Add -F to part number

8158

81611

CAT NO	RETRACTED LENGTH	OPERATING LENGTHS	LBS	CASE
8158	5'1"	5'1", 6'6", 8'	5.8	C-35
8158-80	5'1"	6'6", 8'	5.8	C-35
8158-98	5'1"	8'2"	5.8	C-35
81611	6 1/2'	6'6", 8', 9'6", 11'	6.8	C-8106
81611-97	6 1/2'	8', 9'6", 11'	6.8	C-8106
81-811	8'	8', 9'6", 11', 12'6"	7.3	C-8108
81-814	8'	8', 10', 12', 14'	7.8	C-8108
81-1018	9'10"	9'10", 11'9", 13'6", 15'6", 17'6"	9.5	C-8110

SECTIONAL SHOTGUN STICK PACKAGE COMPLETE WITH BASE, HEAD, INTERMEDIATE SECTIONS AND CARRY CASE				
CAT NO	LENGTH OF SECTIONS	NUMBER OF SECTIONS IN PACKAGE	OPERATING LENGTHS	LBS
81-524	4'	2	5' - 9'	9.4
81-534	4'	3	5' - 9' - 13'	11.4
81-544	4'	4	5' - 9' - 13' - 17'	15.7
81-526	6'	2	7' - 13'	11.2
81-536	6'	3	7' - 13' - 19'	15.0
81-546	6'	4	7' - 13' - 19' - 25'	18.2

SECTIONAL SHOTGUN STICK COMPLETE WITH DETACHABLE HEAD ASSEMBLY SECTIONS CAN BE ADDED FOR LONGER LENGTHS			
CAT NO	LENGTH OF BASE SECTION	OVERALL LENGTH	LBS
81-704	4'	5'	4.9
81-706	6'	7'	5.6
81-708	8'	9'	9.5
81-710	10'	11'	11.3

INSULATED HEAD ASSEMBLY FOR USE WITH ALL SECTIONAL SHOTGUN STICK BASE AND EXTENSION SECTIONS		
CAT NO	DESCRIPTION	LBS
81-4023-5	INSULATED HEAD ASSEMBLY	1.5

EXTENSION SECTIONS USE WITH SINGLE SECTION STICKS TO MAKE LONGER LENGTHS		
CAT NO	LENGTH	LBS
81-604	4'	2.5
81-606	6'	3.5
81-608	8'	5.0
81-610	10'	6.0

BASE SECTIONS		
CAT NO	LENGTH	LBS
A20289	4'	1.0
A20290	6'	2.0
A20291	8'	3.0
A20292	10'	4.0



**ADDITIONAL OPTIONS AVAILABLE - See Pages 118 and 119**

CARRY CASES FOR SECTIONAL SHOTGUN STICKS							
4' LENGTH		6' LENGTH		8' LENGTH		10' LENGTH	
CAT NO	NUMBER OF POCKETS	CAT NO	NUMBER OF POCKETS	CAT NO	NUMBER OF POCKETS	CAT NO	NUMBER OF POCKETS
01-524	2	01-526	2	01-528	2	01-529	2
01-534	3	01-536	3	01-538	3	01-539	3
01-544	4	01-546	4				
01-554	5	01-556	5				




## TREE TRIMMING KIT

Open the tool kit bag and you have your choice of tree trimming tools in the length you need, all in a convenient heavy duty vinyl tool bag that offers long wear and maximum protection for the tools.

Kits are available with round or square pole sections in four or six foot lengths.

Each kit contains the following items:

- 1 Pruner Head Assembly - 2'
- 4 Extension Sections with 1 Base Cap
- 1 Universal Pruning Saw (A11000)
- 1 Saw Handle (A10016)
- 1 Saw Scabbard (A30007)
- 1 Universal Adapter (A10012)
- 1 Universal "S" Hook for pushing or pulling tree limbs (P10046)
- 1 Multiple Pocket Vinyl Tool Bag (01-020)



4141

ROUND POLES 1 1/4" DIAMETER			SQUARE POLES 1 1/4"		
LENGTH OF SECTIONS	CAT NO	LBS	LENGTH OF SECTIONS	CAT NO	LBS
4'	4141	15	4'	4143	15
6'	4142	19	6'	4144	19

**TREE TRIMMERS**

Tree Trimming Equipment for the professional tree trimmer.

**FEATURES AND BENEFITS:**

- Two styles available 1 1/4" O.D. Round and 1 1/4" Square fiberglass poles
- Cutter heads are machined from drop forged steel and have a 1 1/2" diameter cutting capability
- All Cutter heads have a splined universal attachment for a pruning saw
- Double pulleys give the operator a 3-1 mechanical advantage
- Can be used with Pruner Rope Insulator for additional protection near high voltage lines (See Page 124)

SECTIONAL TREE TRIMMERS - ROUND POLES						
	CUTTER HEAD		EXTENSION		BASE	
FT	CAT NO	LBS	CAT NO	LBS	CAT NO	LBS
1	4200	2.0	----	----	----	----
2	4125	3.2	----	----	----	----
4	4201	3.9	546-4	1.4	552-4	1.5
6	4202	4.6	546-6	2.1	552-6	2.0
8	4203	5.4	546-8	2.8	552-8	2.7
10	4204	6.1	546-10	3.2	552-10	3.5

SECTIONAL TREE TRIMMERS - SQUARE POLES						
	CUTTER HEAD		EXTENSION		BASE	
FT	CAT NO	LBS	CAT NO	LBS	CAT NO	LBS
1	4210	2.0	----	----	----	----
2	4211	2.4	----	----	----	----
4	4212	3.2	4104	1.5	4104-2	1.6
6	4213	3.9	4106	2.2	4106-2	2.3
8	4214	4.7	4108	3.0	4108-2	3.1

POLE PRUNING SAW WITH ADAPTERS			
FOR 1 1/4" DIAMETER ROUND POLES		FOR 1 1/4" SQUARE POLES	
CAT NO	LBS	CAT NO	LBS
4056	1.75	4040	1.5

UNIVERSAL ADAPTER		
CAT NO	DESCRIPTION	LBS
A10012	UNIVERSAL ADAPTER FOR ROUND POLE	0.4
A10031	UNIVERSAL ADAPTER FOR SQUARE POLE	0.5

SINGLE POLE TREE TRIMMERS					
ROUND POLES			SQUARE POLES		
FT	CAT NO	LBS	FT	CAT NO	LBS
10	4117	5.0	10	4150	5.0
12	4119	6.0	12	4151	5.5
14	4121	6.5	14	4152	6.5
16	4123	7.0	16	4153	7.0





**UNIVERSAL PRUNING SAW**

- Fast cutting 16” curved steel blade with 7 teeth per inch
- Adapts to all tools with universal heads
- Can be used as a hand saw by attaching handle accessory
- Scabbard is made of leather for safe storage of saw

CAT NO	DESCRIPTION	LBS
A11000	UNIVERSAL PRUNING SAW	0.6
P11004	REPLACEMENT BLADE	0.3
A30007	SAW SCABBARD	1.0
A10016	HANDLE	0.5

**COMPLETE POLE PRUNING SAW**

- Aluminum head with large hook for pushing and pulling branches or raising wires
- 16” blade adjustable to three positions
- 1 1/4” diameter round fiberglass poles

CAT NO	LENGTH	LBS
4050	10’	4.3
4051	12’	5.0
4052	14’	5.3

**POLE HEAD**

- Equipped with adapter to fit standard round or square pruner poles
- Replacement head for pole pruning saw

CAT NO	DESCRIPTION	LBS
P10514	POLE HEAD	0.8
A11060	UNIVERSAL POLE HEAD	0.3



**4109**

**PRUNER POLES**

FT	ROUND POLES 1 1/4” DIAMETER		ROUND POLES 1 1/2” DIAMETER		SQUARE POLES 1 1/4”	
	CAT NO	LBS	CAT NO	LBS	CAT NO	LBS
10	4109	3.0	5310	5.3	4110	3.0
12	4111	3.8	5312	6.5	4112	3.8
14	4113	4.5	5314	7.6	4114	4.5
16	4115	5.3	5316	8.8	4116	5.3
18	-----	-----	5318	10.0	-----	-----
20	-----	-----	5320	11.2	-----	-----

**UNIVERSAL TREE PRUNER**

- Drop forged steel double cutting action blades
- Two pulley rope string triples the power for cutting limbs up to 1 1/2" diameter
- Universal saw can be attached to head
- Complete unit mounted on 12" fiberglass shaft with universal adapter and 25' polypropylene rope
- Can be used with Pruner Rope Insulator for additional protection near high voltage lines (item shown below)

CAT NO	DESCRIPTION	LBS
10-019	UNIVERSAL TREE PRUNER	3
10-019-1	UNIVERSAL TREE PRUNER W/4004-1 ROPE INSULATOR	3.2



10-019

**UNIVERSAL TREE PRUNER**

- Drop forged steel double cutting action blades for cutting limbs up to 1 1/2" diameter
- Equipped with universal adapter
- Rope sold separately (See page 806)

CAT NO	LBS
A11002	2



A11004

A11002

**REPLACEMENT PRUNER HEAD**

- Drop forged steel pruner blades have double cutting action
- Lightweight
- Strong

CAT NO	DESCRIPTION	LBS
A11004	PRUNER HEAD ONLY	1.8
A10033	PULLEY FOR PRUNER ARM	0.2



4042



A10033

**PRUNER BLADE COVER**

- Covers all cutter heads shown in catalog and helps protect personnel against accidental injury
- Made of heavy duty synthetic leather

CAT NO	LBS
4042	0.2

**PRUNER ROPE INSULATOR**

- Insulator provides protection for use near high voltage lines
- Tested at 100KV per foot

CAT NO	DESCRIPTION	LBS
4005	INSULATOR IS 1/2" DIAMETER BY 34" LONG	0.3
4004-1	INSULATOR IS 1/2" DIAMETER BY 12" LONG	0.2



4004-1





**11-112**

**11-014**

**HAND OPERATED RATCHET CUTTERS**

- Lightweight ratchet type cutters for cutting aluminum and copper cables
- Two models available, one for soft wire (11-112) and one for ACSR (11-014)
- Cutter jaws completely surround conductor, which eliminates cutter blade distortion
- Release lever allows cutter jaws to be opened at any time
- Handles are plastic dipped for comfort and a non-slip grip
- Compact size allows cutter to be used under close working conditions
- Overall length is 10 inches
- Note: 11-112 not designed for use on ACSR conductors

CAT NO	MAXIMUM CAPACITY BARE ALUMINUM WIRE	MAXIMUM CAPACITY BARE COPPER WIRE	LBS
11-112	600 MCM	600 MCM	1.6
11-014	336 ACSR / 500 MCM	350 MCM	1.3



**4186**

**EMERGENCY / UNIVERSAL WIRE CUTTER**

- Designed to facilitate cutting hot wires in emergency conditions
- Extended nose allows the user to easily capture the conductor when using the cutter on long telescoping sticks
- Longer lever arm reduces pulling requirement on the rope
- Shear type cutter blade ensures a clean cut without distorting the wire strands
- Cutting head is mounted on 12" fiberglass shaft with universal head
- Cuts wire up to and including 9/16" O.D.
- Double pulley action requires less cutting force than single pulley cutters
- Note: O.D. includes insulation
- Note: Due to the pull required on the rope fall line, it is recommended for 1/0 ACSR
- Can be used with Pruner Rope Insulator for additional protection near high voltage lines (See Page 124)

CAT NO	DESCRIPTION	LBS
4186	CUTTER WITH 25' OF 1/4" POLYPROPYLENE ROPE	4.6
4187	SAME AS 4186 EXCEPT FURNISHED WITH A 12" FIBERGLASS LINK INSTALLED	4.8
4188	SAME AS 4186 EXCEPT FURNISHED WITH A 34" FIBERGLASS LINK INSTALLED	5.0

**HAND OPERATED RATCHET CUTTERS**

- Three models to choose from
- Soft Wire and ACSR
- Smaller than the typical chain style ratchet cutter
- Larger than the hand held style for inside electricians
- Light weight
- Offset cutting head
- Selection lever to open or close jaws
- Ratchet drive mechanism requires less force and leverage when cutting
- Handle plunger allows for fast advance or fast retraction
- Heat treated jaws on all three models
- ACSR Cutters include a keeper on the upper jaw to prevent blade separation while cutting
- Note: These cutters are not insulated live line tools. Do not use these cutters on energized conductor.



**01-4001**



**10-205**



**10-206**



**10-207**

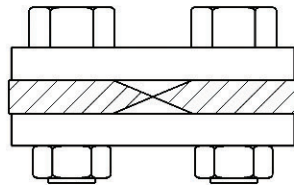
CAT NO	DESCRIPTION	OVERALL LENGTH	MAXIMUM JAW OPENING	MAXIMUM CABLE CUT	LBS
10-205	RATCHET CUTTER, ACSR	19"	2"	556 ACSR / 750 KCMIL	4.3
10-206	RATCHET CUTTER, SOFT WIRE	18.75"	2.375"	2000 MCM	4.0.
10-207	RATCHET CUTTER, ACSR	23"	1.875"	954 ACSR	5.7
01-4001	CASE FOR 10-205 AND 10-206				2.0
01-4002	CASE FOR 10-207				2.0

## HIGH TENSILE STEEL BOLT CUTTERS WITH INSULATED FIBERGLASS HANDLES

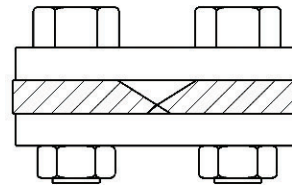
- Suitable for cutting hard material
- Short cutting edge for high tensile steel, bolts, wire, rods, chain links, and case hardened chains
- Handles are filled with unicellular foam core
- Same fiberglass used in all HASTINGS Hot Sticks



10-765



CENTER CUT



CLIPPER CUT

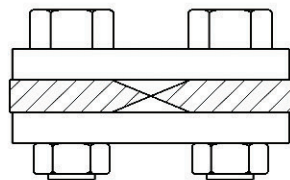
BOLT CUTTERS				MAXIMUM CUTTING CAPACITY DIAMETER				
STYLE OF HEAD	CAT NO	HANDLE	OVERALL CUTTER LENGTH	HRC - BRINELL 140 49.6kg/mm 32 tons/sq. in. REINFORCEMENT STEEL	HRC 20 BRINELL 230 77.5kg/mm 50 tons/sq. in. BAR STEEL	HRC 40 BRINELL 370 133kg/mm 85 tons/sq. in. STEEL WIRE	HRC 48 BRINELL 450 162kg/mm 105 tons/sq. in. MUSIC WIRE	HEAD ONLY
CLIPPER CUT	10-365	12"	18"	7mm / 1/4"	6mm / 1/4"	5mm / 3/16"	5mm / 3/16"	A11010
	10-367	8"	14"			6mm / 1/4"	5.5mm / 7/32"	A11010
	10-465	18"	25"	8mm / 5/16"		6mm / 1/4"	5.5mm / 7/32"	A11011
	10-467	11"	18"					A11011
CENTER CUT	10-665	24"	32"	10mm / 3/8"	8mm / 5/16"	8mm / 5/16"	7mm / 9/32"	A11012
	10-666	12"	20"					A11012
	10-667	16"	24"					A11012
	10-669	14"	22"					A11012
	10-765	24"	33"	13mm / 1/2"	10mm / 3/8"	9mm / 11/32"	8mm / 5/16"	A11013
	10-767	21"	30"					A11013
	10-965	26"	36"	16mm / 5/8"	12mm / 15/32"	10mm / 3/8"	9mm / 11/32"	A11014

HIGH TENSILE STEEL BOLT CUTTERS WITH STEEL HANDLES

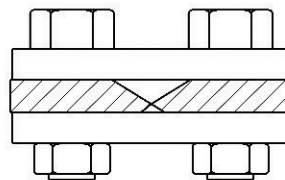
- Suitable for cutting hard material
- Short cutting edge for high tensile steel, bolts, wire, rods, chain links, and case hardened chains



10-600



CENTER CUT



CLIPPER CUT

BOLT CUTTERS			MAXIMUM CUTTING CAPACITY				
STYLE OF HEAD	CAT NO	OVERALL CUTTER LENGTH	HRC - BRINELL 140 49.6kg/mm 32 tons/sq. in. REINFORCEMENT STEEL	HRC 20 BRINELL 230 77.5kg/mm 50 tons/sq. in. BAR STEEL	HRC 40 BRINELL 370 133kg/mm 85 tons/sq. in. STEEL WIRE	HRC 48 BRINELL 450 162kg/mm 105 tons/sq. in. MUSIC WIRE	HEAD ONLY
CLIPPER CUT	10-350	14"	7mm / 1/4"	6mm / 1/4"	5mm / 3/16"	5mm / 3/16"	A11010
	10-450	18"	8mm / 5/16"	6mm / 1/4"	6mm / 1/4"	5.5mm / 7/32"	A11011
CENTER CUT	10-600	24"	10mm / 3/8"	8mm / 5/16"	8mm / 5/16"	7mm / 9/32"	A11012
	10-750	30"	13mm / 1/2"	10mm / 3/8"	9mm / 11/32"	8mm / 5/16"	A11013
	10-900	36"	16mm / 5/8"	12mm / 15/32"	10mm / 3/8"	9mm / 11/32"	A11014
	10-1050	42"	19mm / 3/4"	16mm / 5/8"	11mm / 7/16"	10mm / 3/8"	A11015



## INSULATED HANDLE CABLE SLICERS AND METAL HANDLE CABLE SLICERS

- For use on soft copper and all aluminum cable only
- Not to be used on steel or ACSR cable
- Replaceable fiberglass handles are electrically tested
- The drop forged cutter blades and fiberglass handles are designed for easy field replacement
- Water repellent case for storage
- Slicing action of cutter blade provides flush, burr-free conductor ends
- Two sizes to choose from



CAT NO	DESCRIPTION	MAXIMUM CONDUCTOR SIZE	MAXIMUM O.D. INCLUDING INSULATION	OVERALL LENGTH	LBS
10-070	CABLE SLICER WITH FIBERGLASS HANDLES	600 MCM ALUMINUM 350 MCM COPPER	1 5/16"	20 1/2"	3.0
10-072	CABLE SLICER WITH FIBERGLASS HANDLES	1000 MCM ALUMINUM 500 MCM COPPER	2"	28 3/4"	5.5
10-134	CABLE SLICER WITH METAL HANDLES	600 MCM ALUMINUM 350 MCM COPPER	1 5/16"	24"	4.0
10-135	CABLE SLICER WITH METAL HANDLES	1000 MCM ALUMINUM 500 MCM COPPER	2"	32 1/2"	8.6
A11058	BLADE ASSEMBLY FOR 10-070				
A11057	BLADE ASSEMBLY FOR 10-072				
A18564	FIBERGLASS HANDLE FOR 10-070				
A18565	FIBERGLASS HANDLE FOR 10-072				
01-4001	STORAGE CASE FOR 10-070				
01-4003	STORAGE CASE FOR 10-072 AND 10-135				
01-4005	STORAGE CASE FOR 10-134				
A11008	BLADE ASSEMBLY FOR 10-134				
A11009	BLADE ASSEMBLY FOR 10-135				

**ACSR CABLE CUTTER WITH INSULATED FIBERGLASS HANDLES**

- For cutting ACSR Cable, Soft Wire, Hard Wire
- Replaceable fiberglass handles with blade
- Handles filled with unicellular foam core
- Smooth shear action cutter assures easy installation of splicing sleeves
- Handle length 27", Overall length 31"



**10-202**

CAT NO	DESCRIPTION	ACSR CABLE	COPPER CABLE	ALUMINUM CABLE	LBS
10-202	COMPLETE CUTTER	5/8" DIAMETER 336.4	5/8" DIAMETER 350 MCM	1" DIAMETER 750 MCM	6.0
10-203	REPLACEMENT HANDLE WITH BLADE				3.0
01-4003	CARRY CASE				0.45

**CUTTER HEADS**

- A11056 for soft wire - 1000 MCM Aluminum / 500 MCM Copper
- A11055 for ACSR to 666-24/7 strand

**INSULATED RATCHET CUTTERS**

- For cutting ACSR and Soft Wire conductors
- Powerful lightweight ratchet cutter
- Cutting heads are interchangeable
- Operates in any position
- Handle folds to store in 6" canister
- Upper roller minimizes shaft deflection
- Parts are standardized for easy replacement
- Insulated fiberglass shaft and operating rod for maximum safety and durability
- Overhead - Provides clean cuts for splicing conductors
- Underground - Operates in a 5" wide trench



**A11056**

**A11055**

RATCHET CUTTER COMPLETE WITH A11055 ACSR HEAD			RATCHET CUTTER COMPLETE WITH A11056 SOFT WIRE CUTTER HEAD		
FT	CAT NO	LBS	CAT NO	LBS	CASE
5	11-005	9.0	11-015	9.0	01-005
6	11-006	10.0	11-016	9.8	01-006
8	11-008	10.6	11-018	10.7	01-008
10	11-010	11.5	11-020	11.6	01-010

**CUSTOM GROUNDING CUTTER**

- This is an excellent tool for cutting URD cable and having the cutter head grounded.
- For Custom Build - Contact factory with the length of the cutter, the length of the cable, and the grounding clamp for a part number.

**CUSTOM BUILD**

**11-006**

## TELESCOPIC HANDLE CUTTERS

- Easy one button operation
- Cutters collaspes for easy storage
- Extends for maximum leverage when cutting



**10-369**  
**10-469**

**10-071**  
**10-073**

**10-210**


**10-675**  
**10-775**  
**10-975**

CAT NO	COLLAPSED LENGTH	EXTENDED LENGTH	LBS
10-369	18 1/4"	26 1/4"	3.5
10-469	19 1/4"	27 1/4"	4.3
10-675	28 1/2"	35 3/8"	5.5
10-775	29 1/2"	36 3/8"	7.8
10-975	31"	37 7/8"	10.0
10-210	24 1/2"	31 1/4"	4.9
10-071	18 3/8"	24 1/2"	3.0
10-073	23 7/8"	28 5/8"	5.5

LEVER HANDLE WIRE CUTTER

- Three cutter jaws available
- Light Duty - Tie wires up to 1/0 ACSR
- Heavy Duty - For ACSR up to 4/0 18/1
- Super Duty - For ACSR up to 336.4 18/1

CAT NO	STICK SIZE	DESCRIPTION	CUTTING CAPACITY	LBS	CASE
11-055	1 1/4" x 5'	LIGHT DUTY CUTTER	1/0 ACSR	7.5	7220-5
11-056	1 1/4" x 6'	LIGHT DUTY CUTTER	1/0 ACSR	8.5	7220-6
A11035		REPLACEMENT HEAD FOR LIGHT DUTY CUTTER	1/0 ACSR	1.2	
10672	1 1/2" x 5'	HEAVY DUTY CUTTER	4/0 ACSR	8.5	7220-5
9927	1 1/2" x 6'	HEAVY DUTY CUTTER	4/0 ACSR	9.5	7220-6
9927-8	1 1/2" x 8'	HEAVY DUTY CUTTER	4/0 ACSR	11.5	7220-8
A11033		REPLACEMENT HEAD FOR HEAVY DUTY CUTTER	4/0 ACSR	1.8	
11441	1 1/2" x 5'	SUPER DUTY CUTTER	336.4 ACSR	11.0	7220-5
11440	1 1/2" x 6'	SUPER DUTY CUTTER	336.4 ACSR	12.0	7220-6
11440-8	1 1/2" x 8'	SUPER DUTY CUTTER	336.4 ACSR	14.0	7220-8
A11038		REPLACEMENT HEAD FOR SUPER DUTY CUTTER	336.4 ACSR	3.5	



1961-2



11-056

HOT PLIER HANDLES

- Turn your pliers into hot cutters
- Does not include the pliers

CAT NO	DESCRIPTION	LBS
1961-2	HANDLES ONLY 1 1/4" x 4'	4.3

LEVER HANDLE COMPRESSION TOOL

- Designed for live line crimping of sleeves and connectors
- 1 1/2" Diameter

CAT NO	CRIMP HEAD STYLE DESCRIPTION	FT	LBS	CASE
12591	UTILIZES KEARNEY 0-51, 0-52, 053 DIES ALSO ACCEPTS BLACKBURN OD-58 DIES	5	10.0	7220-5
12592	UTILIZES KEARNEY 0-51, 0-52, 053 DIES ALSO ACCEPTS BLACKBURN OD-58 DIES	6	10.5	7220-6
12593	UTILIZES BURNDY AND HUSKIE TOOL "W" DIES HEAD ALSO HAS A FIXED 5/8" NOSE DIE	5	10.0	7220-5
12594	UTILIZES BURNDY AND HUSKIE TOOL "W" DIES HEAD ALSO HAS A FIXED 5/8" NOSE DIE	6	10.5	7220-6

12591



## HOT STICK FOR HUSKIE AND GREENLEE IN-LINE BATTERY TOOLS


- Battery tool installs quickly and easily on stick.
- 6' and 8' lengths.
- For overhead and underground use.
- Battery tool can be used in multiple positions with universal head 0, 30, 60, and 90 degrees.
- Simply push lever to activate tool.
- Pull to release.
- For use on voltages up to 69KV.
- Fiberglass stick is tested at 100KV per foot.
- Weights shown below are for the stick only and do not include the battery tool.
- Huskie and Greenlee tools shown are not included.

CAT NO	DESCRIPTION	LBS
1256-H	6' HOT STICK FOR HUSKIE TOOL	4.3
1258-H	8' HOT STICK FOR HUSKIE TOOL	5.0
1256-G	6' HOT STICK FOR GREENLEE TOOL	4.3
1258-G	8' HOT STICK HOT GREENLEE TOOL	5.0



1256-G

90 DEGREE TRAVEL  
(0, 30, 60, 90 DEGREES)



1256-H

**CAMERA MOUNTING INSULATED HOT STICK**

- Modeled after the HASTINGS Tel-O-Pole series, this specially engineered hot stick allows for a GoPro™ Action Camera to be mounted and utilized for quick, easy, and safe inspection of and around energized lines, transformers, insulators, poles, buildings, bridges etc.
- Utility workers can use the camera to wirelessly stream and record live picture and video to the ground with any iPhone, tablet or android device compatible with the GoPro Application. The hot stick may even allow inspections to be completed without the use of a bucket truck, lift, or climbing gear.
- Lightweight
- Fiber Glass Stick Tested at 100,000 volts per foot
- Camera Assembly Tested up to 40,000 volts
- Extended 30' / Retracted 63.5"
- The camera mount adapter can be used in any position and is included with the R-30-G
- The Clamp Claw Mount, sold separately, clamps to any hot stick.
- Camera Light, sold separately can be used on Camera Mounting Insulated Stick or the Clamp Claw Mount.
- Smart Phone Mount, sold separately, has adjustable strap to fit on most hot sticks.

\*GoPro™  
Action Camera  
Not Included

**R-30-G**



Clamp Claw Mount, Camera Light,  
and GoPro Camera mounted together.

**10-150**



**A30413**

**A30414**



\*Smart Phone Not Included  
Smart Phone Mount Sold Separately



CAT NO	DESCRIPTION	LBS
R-30-G	CAMERA MOUNTING INSULATED HOT STICK	4.9
A30413	SMART PHONE MOUNT	0.3
A30414	CLAMP CLAW MOUNT	0.6
10-150	CAMERA LIGHT	0.3
C-35	CARRY CASE	0.7











**02**

**Hot Sticks Accessories**

**DISCONNECT HEAD**

- High strength bronze alloy to fit to your existing sticks

CAT NO	DESCRIPTION	LBS
P10037-R	FITS 1 1/4" DIAMETER STICKS	0.6
P10038-R	FITS 1 1/2" DIAMETER STICKS	0.8



**P10037-R**

**SWITCH HEAD**

- High strength bronze alloy to fit to your existing sticks

CAT NO	DESCRIPTION	LBS
P10036-R	FITS 1 1/4" DIAMETER STICKS	0.5



**P10036-R**

**UNIVERSAL HEAD - SPLINED**

- Fits all 1 1/4" or 1 1/2" diameter sticks.
- Allows stick to be used with all universal type tools

CAT NO	DESCRIPTION	LBS
A10017-R	FITS 1 1/4" DIAMETER STICKS	0.4
A10018-R	FITS 1 1/2" DIAMETER STICKS	0.5



**A10017-R**

**OUTDOOR DISCONNECT HEAD**

- Heavy duty aluminum alloy
- Adaptable to all universal type heads
- Also available in bronze alloy

CAT NO	DESCRIPTION	LBS
P10041	DISCONNECT HEAD	0.3
P10166	HEAVY DUTY DISCONNECT HEAD - BRONZE	0.7



**P10041**

**P10166**

**UNIVERSAL LINE MATERIAL FUSE TUBE SOCKET DISCONNECT**

- Fits the lift out plate on type OD and RDO line cut-outs

CAT NO	DESCRIPTION	LBS
5455-60	UNIVERSAL LINE MATERIAL FUSE TUBE SOCKET DISCONNECT	0.4



**5455-60**

**P10043**

**UNIVERSAL CUTOUT PRONG**

- Light duty, general purpose head
- Use in refusing cutouts

CAT NO	DESCRIPTION	LBS
P10043	UNIVERSAL NEMA CUTOUT PRONG	0.4



**DOUBLE SIDED UNIVERSAL DISCONNECT HOOK**

- For opening and closing switches
- Also available in High Visibility Fluorescent Yellow

CAT NO	DESCRIPTION	LBS
P10431	UNIVERSAL DISCONNECT HOOK	0.3
A10400	FLUORESCENT UNIVERSAL DISCONNECT HOOK	0.3
P10459	EXTRA LONG 4.75" UNIVERSAL DISCONNECT HOOK	0.5



**UNIVERSAL S HOOK**

- For handling fallen wires, removing debris from lines
- For pushing or pulling tree limbs
- Made of bronze

CAT NO	DESCRIPTION	LBS
P10046	UNIVERSAL S HOOK	0.3



**UNIVERSAL POINTED DISCONNECT**

- Used on southern states cutouts
- Made of aluminum alloy

CAT NO	DESCRIPTION	LBS
P10047	UNIVERSAL POINTED DISCONNECT	0.4



**UNIVERSAL PIGTAIL DISCONNECT**

- Gives positive engagement when pulling disconnects and cutouts
- Made of bronze
- Also available in High Visibility Fluorescent Yellow

CAT NO	DESCRIPTION	LBS
A10042	UNIVERSAL PIGTAIL DISCONNECT	0.6
A10111	FLUORESCENT PIGTAIL DISCONNECT	0.6



**UNIVERSAL JAY PRONG DISCONNECT**

- Used to open and close disconnects and cutouts
- Made of bronze

CAT NO	DESCRIPTION	LBS
10-146	UNIVERSAL JAY PRONG	0.3



**UNIVERSAL PRONG DISCONNECT**

- Used to open and close disconnects and cutouts
- Made of bronze

CAT NO	DESCRIPTION	LBS
P10049	UNIVERSAL PRONG DISCONNECT	0.3



**UNIVERSAL CHUCK BLANK**

- Inside dimensions 5/8" diameter x 1 1/2" deep
- Adapts specialized tools to hot sticks

CAT NO	DESCRIPTION	LBS
5455-10	UNIVERSAL CHUCK BLANK	0.3



**UNIVERSAL ROTARY PRONG TIE STICK HEAD**

- Prong is self aligning, swivels freely
- Use for looped end tie wire

CAT NO	DESCRIPTION	LBS
A10020	UNIVERSAL ROTARY PRONG TIE STICK HEAD	0.3

**UNIVERSAL ROTARY BLADE TIE STICK HEAD**

- Blade has self aligning swivel action for removal of ties without looped ends

CAT NO	DESCRIPTION	LBS
A10021	UNIVERSAL ROTARY BLADE TIE STICK HEAD	0.4

**CLAMP STICK HEAD**

- Use with universal sticks to install and remove hot line clamps
- A quarter turn rotating cap locks tool on screw eye

CAT NO	DESCRIPTION	LBS
A10022	CLAMP STICK HEAD	0.8

**UNIVERSAL PRONG TIE HEAD**

- Used for looped end tie wires

CAT NO	DESCRIPTION	LBS
P10055	UNIVERSAL PRONG TIE HEAD	0.5

**UNIVERSAL BLADE TIE HEAD**

- Good for tie wires without looped ends

CAT NO	DESCRIPTION	LBS
P10056	UNIVERSAL BLADE TIE HEAD	0.6

**UNIVERSAL WIRE TONG HEAD**

- Wire tong head for light work such as holding jumpers clear of work area
- Maximum conductor 1 3/8" diameter

CAT NO	DESCRIPTION	LBS
A10023	UNIVERSAL WIRE TONG HEAD	0.3


**SHOTGUN UNIVERSAL TOOL ADAPTER**

- Adapts shot gun stick to all universal attachments
- Can be used with all major brand tools
- Bronze alloy

CAT NO	DESCRIPTION	LBS
A10019	SHOTGUN UNIVERSAL TOOL ADAPTER	0.5








**A10009**

**HOT STICK HANGER**

- Bronze hook and stainless steel clamp
- Attaches to 1 1/4" and 1 1/2 diameter sticks

CAT NO	DESCRIPTION	LBS
A10009	HOT STICK HANGER	0.2




**10-151-2**

**URETHANE HANGER HOOK**

- Dielectric hook attaches to 1 1/4" and 1 1/2" diameter sticks
- Comes with stainless steel clamp

CAT NO	DESCRIPTION	LBS
10-151-2	URETHANE HANGER HOOK	1.0



**A30152**

**TIE WIRE ASSISTANT**

- Fits 1 1/4" or 1 1/2" diameter universal and tie sticks
- An aid for removing tie wires
- Also used as a tool hanger
- Complete with stainless steel clamps

CAT NO	DESCRIPTION	LBS
A30152	TIE WIRE ASSISTANT	1.0




**9785**

**UNIVERSAL MIRROR**

- Used for inspecting the back side of bell insulator strings
- Dimensions are 5 1/2" x 8 1/2"
- Rubber rimmed with ball swivel adjustment

CAT NO	DESCRIPTION	LBS
9785	UNIVERSAL MIRROR	1.4



**A30002**

**HOT STICK HAND GUARD**

- For use on all sticks, including shotgun clamp sticks
- Molded from non-conductive plastic
- Split sleeve design for quick attachments and adjustments
- Red color for safety is molded throughout, will not chip or peel

CAT NO	DESCRIPTION	LBS
A30002	HOT STICK HAND GUARD FOR 1 1/4" DIAMETER STICK	0.3
A30003	HOT STICK HAND GUARD FOR 1 1/2" DIAMETER STICK	0.3
A30004	HOT STICK HAND GUARD FOR 1 3/4" DIAMETER STICK	0.3
A30005	HOT STICK HAND GUARD FOR 2" DIAMETER STICK	0.3

**ARMOR ROD APPLICATOR**

- Designed to facilitate application and removal of factory formed conductor ties and armor rods

CAT NO	DESCRIPTION	LBS
10-096	ARMOR ROD APPLICATOR	0.6



10-096

**UNIVERSAL COTTER KEY INSTALLER-PULLER**

- Used for 1/8 cotter keys in clevis pins of distribution hardware

CAT NO	DESCRIPTION	LBS
12425	UNIVERSAL COTTER KEY INSTALLER-PULLER	0.5



12425

**UNIVERSAL COTTER KEY PULLER**

- Used for removal of cotter keys on ball socket and clevis type suspension insulators and hardware
- Adjustable for compound angles

CAT NO	DESCRIPTION	LBS
5455-8	UNIVERSAL COTTER KEY PULLER	0.5



5455-8

**UNIVERSAL COTTER KEY INSTALLER-PULLER**

- Used for 3/16" cotter keys on clevis type fittings
- Spring loaded

CAT NO	DESCRIPTION	LBS
5455-21	UNIVERSAL COTTER KEY INSTALLER-PULLER	0.8



5455-21

**UNIVERSAL NX FUSE PULLER DISCONNECT HEAD**

- Used for removing and installing NX sand fuses on URD switch gear

CAT NO	DESCRIPTION	LBS
13489	UNIVERSAL NX FUSE PULLER DISCONNECT HEAD	0.3




13489

**UNIVERSAL COTTER KEY PUSHER**

- Used for transmission insulator strings
- Pushes legs on cotter key partially out of socket so ball can be disconnected
- Slot can face to either side or rear

CAT NO	DESCRIPTION	LBS
12737	UNIVERSAL COTTER KEY PUSHER	1.1



12737



5455-2

**UNIVERSAL BOLT HOLDER**

- Used for replacing pins on clevis type hardware
- Jaw is spring loaded

CAT NO	DESCRIPTION	LBS
5455-2	UNIVERSAL BOLT HOLDER	1.5



5455-15

**UNIVERSAL LOCATING PIN**

- Used to align joints and holes on clevis type suspension insulators and hardware

CAT NO	DESCRIPTION	LBS
5455-15	UNIVERSAL LOCATING PIN	0.5



5454-2

**UNIVERSAL BALL SOCKET FORK**

- Used to align and hold ball socket fittings for removal of cotter pin

CAT NO	DESCRIPTION	LBS
5454-2	UNIVERSAL BALL SOCKET FORK	0.6



5455-29

**UNIVERSAL BALL SOCKET ADJUSTER**

- Used to support and align ball socket adapter between ball fitting on disc insulator and clevis fitting on suspension or strain clamp

CAT NO	DESCRIPTION	LBS
5455-29	UNIVERSAL BALL SOCKET ADJUSTER	0.9



5454-6

**UNIVERSAL 90 DEGREE ADAPTER**

- When mounted on universal sticks, this adapter will allow fittings to be set at almost any angle

CAT NO	DESCRIPTION	LBS
5454-6	UNIVERSAL 90 DEGREE ADAPTER	0.4



5454-5

**UNIVERSAL CRESCENT SKINNING KNIFE**

- Used to skin conductors before installing hot line clamps and connections
- Replaceable blades


CAT NO	DESCRIPTION	LBS
5454-5	UNIVERSAL CRESCENT SKINNING KNIFE	1.0
1-08402	REPLACEMENT BLADE	0.1



**UNIVERSAL VISE GRIPS**

- 10" size holds split bolts and parallel groove clamps
- 7" size for cotter pins

CAT NO	DESCRIPTION	LBS
5455-99	7" UNIVERSAL VISE GRIPS	1.2
5455-98	10" UNIVERSAL VISE GRIPS	1.7



**5455-98**

**UNIVERSAL BALL PEEN HAMMER**

- Used for light impact around energized equipment
- Made of silicon bronze

CAT NO	DESCRIPTION	LBS
5454-3	UNIVERSAL BALL PEEN HAMMER	1.6



**5454-3**

**UNIVERSAL PAINT BRUSH**

- Used to paint portions of structures close to energized lines
- 3" Brush

CAT NO	DESCRIPTION	LBS
5455-25	UNIVERSAL PAINT BRUSH	0.4



**5455-25**

**UNIVERSAL SCREW DRIVER**

- Use to tighten and loosen screws
- 3/8" wide

CAT NO	DESCRIPTION	LBS
5455-28	UNIVERSAL SCREW DRIVER	0.5



**5455-28**

**UNIVERSAL HACK SAW**

- Cuts bolts and pole line hardware
- 10" blade

CAT NO	DESCRIPTION	LBS
5454-7	UNIVERSAL HACK SAW	0.7



**5454-7**

**UNIVERSAL RATCHET WRENCH**

- 1/2" square drive
- Use with standard wrench sockets
- Reversible ratchet

CAT NO	DESCRIPTION	LBS
5455-6	UNIVERSAL RATCHET WRENCH	2.0



**5455-6**





5455-46

**UNIVERSAL SOCKET WRENCH**

- 1/2" square drive
- Used with standard wrench sockets

CAT NO	DESCRIPTION	LBS
5455-46	UNIVERSAL SOCKET WRENCH	0.8



5455-74

**UNIVERSAL BOLT HEAD WRENCH**

- Used to tighten through bolts
- Head wedges against bolt head to keep it from turning

CAT NO	DESCRIPTION	LBS
5455-74	UNIVERSAL BOLT HEAD WRENCH	0.9




5455-1

**UNIVERSAL INSULATOR FORK**

- Clamps around 10" disc insulators between porcelain and cap to remove single unit or hold insulator in alignment as cotter key is replaced

CAT NO	DESCRIPTION	LBS
5455-1	UNIVERSAL INSULATOR FORK	3.3



5455-35

**UNIVERSAL INSULATOR CONTROLLER**

- Grips cap of suspension insulator to aid in controlling, aligning, etc.
- Jaws are adjustable for various angles

CAT NO	DESCRIPTION	LBS
5455-35	UNIVERSAL INSULATOR CONTROLLER	3.4



5455-31

**UNIVERSAL SHEPHERD HOOK**

- Fits around caps of suspension insulators to aid in controlling strain or suspension strings being removed

CAT NO	DESCRIPTION	LBS
5455-31	UNIVERSAL SHEPHERD HOOK	2.3



10-312

**HAMMER HEAD WRENCH**

- Jaw opens to 1 3/4" wide
- Wrench is 12" long

CAT NO	DESCRIPTION	LBS
10-312	HAMMER HEAD WRENCH WITH SLIP FIT FOAM RUBBER GRIP HANDLE	2.0
10-312-1	HAMMER HEAD WRENCH WITH URETHANE DIPPED HANDLE	2.0

**HYDRAULIC IMPACT WRENCH EXTENSIONS**


- Impact wrench extensions provide isolation between the impact wrench and potential voltages
- Male end has a retainer pin for sockets. Both male and female ends are 1/2" drive are heat treated for impact operation.

CAT NO	DIMENSIONAL REFERENCE		LBS
	A	B	
10-198	15 3/16"	6"	5.0
10-199	27 3/16"	18"	5.0
10-200	39 3/16"	30"	6.0
10-201	51 3/16"	42"	5.5
10-167	75 3/16"	66"	9.0

**FLEXIBLE HEAD INSULATED SOCKET WRENCH**

- For hardware tightening operations
- The optional female ratchet handle is reversible
- Both ends female and male are 1/2" square drive

CAT NO	DESCRIPTION	LBS
10765	1 1/2" x 6' SOCKET WRENCH	5.5
10768	1 1/2" x 8' SOCKET WRENCH	8.0
SA50A	RATCHET HANDLE - FEMALE 1/2" DRIVE	2.0



**MAGNETIC WRENCH SOCKET**

- Magnet holds washer/nut in place for replacement on insulator pin

CAT NO	FOR	LBS
5765-13	5/8" SQUARE NUT	1.4
5765-19	3/4" SQUARE NUT	0.8

**4 POINT WRENCH SOCKETS**

- Deep well single square wrench sockets are 3 1/4" long
- Bronze alloy
- For line hardware square bolts and nuts 1/2" square drive

CAT NO	BOLT SIZE	FLATS WIDTH	LBS
5765-4	5/8"	1 1/8"	0.5
5765-6	3/4"	1 9/32"	0.7

**CONDUCTOR CLEANING BRUSHES**

- All brushes have stainless steel bristles to allow the cleanest connection possible
- Stainless steel eliminates rust deterioration of bristles
- Compact “U” type brushes for tight clearances and easy storage
- “V” brush can be used for all conductor cleaning requirements, can be used with shotgun sticks




**10-175**

STANDARD “U” BRUSH		
CAT NO	WIRE RANGE / DESCRIPTION	LBS
10-175	8 SOL 500 MCM	0.3
10-183	8 SOL 954 ACSR	0.4



**10-184**

COMPACT “U” BRUSH		
CAT NO	WIRE RANGE / DESCRIPTION	LBS
10-184	8 SOL 500 MCM	0.2
10-185	8 SOL 954 ACSR	0.2



**10-176**

UNIVERSAL “U” BRUSH		
CAT NO	WIRE RANGE / DESCRIPTION	LBS
10-176	8 SOL 500 MCM	0.7
10-186	8 SOL 954 ACSR	0.7
10-177	REPLACEMENT BRUSH FOR 10-176	0.2
10-187	REPLACEMENT BRUSH FOR 10-186	0.2



**10-178**

“V” BRUSH		
CAT NO	DESCRIPTION	LBS
10-178	V-BRUSH	0.5
10-179	CARTON OF 10 REPLACEMENT BRUSHES	1.9



**10-180**

UNIVERSAL “V” BRUSH		
CAT NO	DESCRIPTION	LBS
10-180	UNIVERSAL V-BRUSH	0.5
10-179	CARTON OF 10 REPLACEMENT BRUSHES	1.9



**PHOTO ELECTRIC CONTROL TESTER**

- A photo electric control tester for photo electric switches and lamps
- Completely eliminates all direct and reflected light
- Designed for use on twist lock type controls up to 4" diameter
- Use with the Tel-O-Pole Hot Sticks to test controls and lamps from ground
- Adaptable to all hot sticks equipped with universal type heads

CAT NO	SIZE	LBS
UH-016	4" DIAMETER X 4 1/4" DEEP	0.6
10-133	12" EXTENSION FOR HARD TO REACH PHOTO EYES	0.7



**10-133**




**UH-016**

**UNIVERSAL SELF ALIGNING FUSE PULLER**

- Small size for fuse tubes 1/2" to 1 1/2" diameter
- Jaws are plastic coated

CAT NO	DESCRIPTION	LBS
5455-37	UNIVERSAL SELF ALIGNING FUSE PULLER	2.0




**5455-37**

**UNIVERSAL ADJUSTABLE FUSE PULLER - LARGE**

- Fits fuse tubes 7/8" to 2" diameter
- Jaws are plastic coated

CAT NO	DESCRIPTION	LBS
5455-57	UNIVERSAL ADJUSTABLE FUSE PULLER - LARGE	3.3



**5455-57**

**UNIVERSAL EXTRA LARGE ADJUSTABLE FUSE PULLER**

- Used to change out power fuses
- Fits fuses 1 1/2" diameter to 3 5/8" diameter
- Jaws are plastic coated

CAT NO	DESCRIPTION	LBS
5455-93	UNIVERSAL EXTRA LARGE ADJUSTABLE FUSE PULLER	3.5



**5455-93**

**FUSE PULLERS - STICK MOUNTED**

- Permanently mounted on 1 1/4" diameter fiberglass poles

FT	FOR FUSES 1/2" TO 1 1/2" DIAMETER		FOR FUSES 7/8" TO 2" DIAMETER		FOR FUSES 1 1/2" TO 3 5/8" DIAMETER	
	CAT NO	LBS	CAT NO	LBS	CAT NO	LBS
6	5223-6	4.0	5221-6	4.2	10621	4.6
8	5223-8	4.5	5221-8	4.8	10622	5.2
10	5224-10	5.0	5222-10	5.3	10623	5.7
	5224-2	HEAD ONLY	5221-5	HEAD ONLY	10620	HEAD ONLY



**5221-6**



**REMOTE SPRAY CAN HOLDER**

- Free sticky switch gear
- Loosen rusted bolts and corroded pole line hardware
- Eliminate bee and wasp nests
- Apply spray paint in otherwise inaccessible places
- Products supplied in pressurized spray cans can be safely applied around energized apparatus from the ground, pole, or bucket truck
- The spray can holder will work with any size spray can



**10-115**

**SPRAY CAN HOLDER WITH UNIVERSAL FITTING**

- Can be used at any angle
- Supplied with 30' of 1/4" polypropylene rope

CAT NO	DESCRIPTION	LBS
10-115	SPRAY CAN HOLDER WITH UNIVERSAL FITTING	1.5
10-115-1	SPRAY CAN HOLDER WITH UNIVERSAL FITTING AND 4004-1 INSULATOR LINK	1.7



**4004-1**

**INSULATOR LINK**

- Insulator link for rope when working near energized lines
- Size 1/2" diameter

CAT NO	DESCRIPTION	LBS
4004-1	INSULATOR LINK 12" LONG	0.2
4005	INSULATOR LINK 34" LONG	0.3

FUSE CLAW

- Designed for installing, removing, and changing out cutout fuse barrels
- Cradle design to stabilize fuse barrel during lifting
- Cradle is reversible so hook can be adapted for right handed or left handed operation
- Spring loaded tabs to hold fuse barrel in place and minimize movement
- Fiberglass dielectric main body
- Standard universal fitting for use with all tel-o-poles and universal sticks
- Designed to fit/install standard 100 amp cut-out fuse barrels

CAT NO	DESCRIPTION	LBS
10-082	FUSE CLAW	0.9



10-082



10-094



FUSE CUP

- Holds 100 amp and 200 amp fuse barrels from any manufacturer
- Simplifies capturing the fuse barrel for quick and easy fuse removal and installation
- Fiberglass material eliminates potential hazards of flashover when removing or installing fuse tubes
- For greater strength the aluminum prong is sealed and covered with the fiberglass reinforced nylon
- HASTINGS Safety-Yellow color makes the Fuse Cup easy to see in all light conditions

CAT NO	DESCRIPTION	LBS
10-094	UNIVERSAL FUSE CUP	0.3

**HOLD CARD CLAMP**

- Positive means of attaching a warning flag to an open switch or line
- Spring loaded jaws clamp securely to switches, switch handles, conductors and related hardware
- Easily installed with a shotgun stick or universal hot stick if used with universal installer, Cat. No. 9048
- Two models available - clamp with envelope or clamp with red warning flag
- Removed easily by pulling the eye with shotgun or universal stick



**12101**



**9638**



**9637**



**9048**

CAT NO	DESCRIPTION	LBS
12101	HOLD CARD CLAMP WITH WATER PROOF ENVELOPE FOR INSERTION OF HOLD CARD CATALOG NUMBER 13320 ENVELOPE DIMENSIONS 5.5" W X 7.75" L	0.5
9639	HOLD CARD CLAMP WITH RED VINYL WARNING FLAG FLAG DIMENSIONS 12" X 12"	0.5
9048	UNIVERSAL INSTALLER FOR USE WITH UNIVERSAL STICKS	0.4
9637	REPLACEMENT RED VINYL WARNING FLAG	0.2
9638	HOLD CARD CLAMP ONLY	0.3

**SNAPPY CLIP TAGGING TOOL**

- Tagging tool is manufactured from dielectric thermoplastic safety yellow material
- Unique design has a spring like memory which enables the tagging tool to be attached to many locations
- Unit can be installed by hand after de-energizing the line or installed with conventional shotgun sticks
- Excellent for installing to URD Elbow



**1002**

CAT NO	DESCRIPTION	LBS
1002	SNAPPY CLIP TAGGING TOOL ONLY	0.2
1003	SNAPPY CLIP TAGGING TOOL COMPLETE WITH CAT. NO. 13320 WEATHER PROOF CARD HOLDER	0.3



**WEATHER PROOF HOLD CARD HOLDER**

- Holder is made with bright red vinyl one side and clear vinyl plastic on other side
- Velcro closure at bottom
- Nylon strap with snap closure for attachment to tagging tool
- Dimensions of holder 5 1/2" wide x 7 3/4" long

CAT NO	DESCRIPTION	LBS
13320	WEATHER PROOF HOLD CARD HOLDER	0.2
13320-1	WEATHER PROOF HOLD CARD HOLDER WITH REFLECTIVE STRIPS	0.2



13320

13320-1

**HOLD CARDS**

- For use with tagging tools and weather proof hold card holder
- Heavy duty card with metal grommet and attachment cord
- Card dimension 3 3/4" wide x 7 1/2" long

CAT NO	DESCRIPTION	LBS
13319	HOLD CARDS - 50 CARDS PER PACK	5.0



13319

**HOLD CARD TAGGING TOOL**

- Manufactured from bright safety yellow thermoplastic
- Tagging tool is dielectric and contains no metal parts
- Non-metallic hook can be installed over most hardware and it will retain shape with spring like memory
- Duckbill hook design makes installation with hot sticks quick and easy
- Molded in eye for easy installation using all models of shotgun sticks
- Molded in eye for attachment of hold cards with cords or straps
- Molded in hooks for attachment of hold cards with metal grommets

CAT NO	DESCRIPTION	LBS
1000	HOLD CARD TAGGING TOOL	0.1



1000

3542

**PLASTIC BREAK AWAY BELT HOOK**

- This non-conductive plastic hand-line belt hook is especially designed to break if the wearer experiences a sudden tug or pull
- The hook will straighten out and release the hand-line should the line snag a tree limb or other pole attachment
- Washers and nuts can also be stored on the prong of the hook when installing or changing pole top equipment

CAT NO	DESCRIPTION	LBS
3542	BREAK AWAY BELT HOOK	0.1



**WIDE JAW HOT STIRRUPS**

- Wide jaws make this stirrup well adapted for ACSR and aluminum lines
- Easily installed with all shotgun type hot sticks
- Inside loop width - 2 1/2"
- Maximum installation torque - 200 inch pounds
- Stirrups are crimped with a 30 ton hydraulic press

CAT NO	TYPE CONNECTION	MAIN LINE SIZE			STIRRUP BAR DIAMETER	MAXIMUM AMP RATING	LBS
		MAXIMUM	MINIMUM				
		ARMORED	BARE	BARE			
9265AA	AL - AL	1/0 ACSR	397,500	6 ACSR	5/16 AL	340	0.7
9265AC	AL - CU	1/0 ACSR	397,500	6 ACSR	1/4 CU	380	0.8

ADD THE SUFFIX LETTERS "XB" FOR FACTORY INSTALLED INHIBITOR AND INDIVIDUAL PACKAGING

ADD THE SUFFIX "AGP" FOR TIN PLATED ALUMINUM STIRRUPS (MINIMUM ORDER 100 UNITS)



**9265AA**



**9265AC**

**STANDARD HOT STIRRUP**

- Recommended for copper lines
- Easily installed with all shotgun type hot sticks
- Inside loop width - 2 1/2"
- Maximum installation torque - 200 inch pounds
- Stirrups are crimped with a 30 ton hydraulic press

CAT NO	TYPE CONNECTION	MAIN LINE SIZE		STIRRUP BAR DIAMETER	MAXIMUM AMP RATING	LBS
		MAXIMUM	MINIMUM			
		BARE	BARE			
202CC	CU - CU	400 MCM	6 SOL	1/4" CU	380	1.5

ADD THE SUFFIX "XB" FOR FACTORY INSTALLED INHIBITOR AND INDIVIDUAL PACKAGING

ADD THE SUFFIX "BGP" FOR TIN PLATE (MINIMUM ORDER 100 UNITS)



**202CC**





# 03

## Conductor & Personnel Support

**WIRE TONGS**

Wire tongs are usually used in pairs with supporting accessories to support and move energized conductors away from the work area for replacement of insulators, cross arms, poles and hardware.

**FEATURES AND BENEFITS:**

- Metal components are heat treated aluminum alloy or bronze alloy
- Conductor jaws are interlocking to keep conductor positively engaged
- Two conductor head sizes are available to accommodate a wide range of conductor sizes
- Acme threads facilitate tightening of head



Medium head has spring loaded latch which makes installation of wire tong safe and easy. The weight of the tool closes the latch on the conductor. The wire tong is then tightened to secure conductor into position.



MEDIUM HEAD 3/16" TO 2" WIRE			LARGE HEAD 5/8" TO 2 1/2" WIRE		
CAT NO	SIZE	LBS	CAT NO	SIZE	LBS
5679-8	1 1/2" x 8'10"	5.5	5315-8	1 1/2" x 8'10"	7.0
5679-10	1 1/2" x 10'10"	6.3	5315-10	1 1/2" x 10'10"	7.8
5671-8	2" x 8'10"	7.5	5320-8	2" x 8'10"	9.0
5671-10	2" x 10'10"	8.5	5320-10	2" x 10'10"	10.0
5671-12	2" x 12'10"	9.6	5320-12	2" x 12'10"	12.1
5672-10	2 1/2" x 10'10"	14.4	5325-10	2 1/2" x 10'10"	15.9
5672-12	2 1/2" x 12'10"	16.1	5325-12	2 1/2" x 12'10"	17.6
5672-14	2 1/2" x 14'10"	18.1	5325-14	2 1/2" x 14'10"	19.6
5672-16S*	2 1/2" x 16'10"	22.3	-----	-----	-----
5673-12	3" x 12'10"	20.2	5330-12	3" x 12'10"	21.7
5673-14	3" x 14'10"	22.7	5330-14	3" x 14'10"	24.2
*POLE IS DESIGNED WITH METAL SPLICE IN CENTER					





**5745-15**

**POLE TYPE SADDLES**

- Saddle is made from heat treated aluminum alloy materials
- Chain tightener is spring loaded for easy installation and removal
- Pole clamps are made from bronze alloy with large wing nut for easy operation

CAT NO	DESCRIPTION	LBS
5745-15	SADDLE WITH 1 1/2" POLE CLAMP	9.3
5745-20	SADDLE WITH 2" POLE CLAMP	9.5
5745-25	SADDLE WITH 2 1/2" POLE CLAMP	10.3
5745-30	SADDLE WITH 3" POLE CLAMP	9.9
5745	SADDLE BASE ONLY - NO POLE CLAMP	8.4



**9723**

**CROSS ARM TYPE SADDLES**

- Saddle is made from heat treated aluminum alloy materials
- Pole clamps are made from bronze alloy with large wing nut
- Slotted base - bolts and wing nut are captive for easy installation and removal
- Fits crossarms 4 1/4" - 5 1/4" high x 2 3/4" - 4 1/4" wide

CAT NO	DESCRIPTION	LBS
9723	SADDLE WITH 1 1/2" POLE CLAMP	6.8
9724	SADDLE WITH 2" POLE CLAMP	7.0
9725	SADDLE WITH 2 1/2" POLE CLAMP	7.5
9722	SADDLE BASE ONLY - NO POLE CLAMP	3.5



**5740-2**

**TOWER TYPE SADDLES**

- Saddle is made from bronze alloy materials
- Pole clamps are made from bronze alloy material with large wing nut for easy installation and removal
- Fits steel angles 2 1/2" x 2 1/2" to 6" x 6"

CAT NO	DESCRIPTION	LBS
5740-2	SADDLE WITH 1 1/2" POLE CLAMP	8.4
5740-13	SADDLE WITH 2" POLE CLAMP	8.9
5740-14	SADDLE WITH 2 1/2" POLE CLAMP	9.6
5740-19	SADDLE WITH 3" POLE CLAMP	10.6
12265	SADDLE BASE ONLY - NO POLE CLAMP	7.5

**SADDLE EXTENSION**

- Attaches to Pole Saddle for additional 4 inches of clearance
- Made from heat treated aluminum alloy



**5747**

CAT NO	DESCRIPTION	LBS
5747	SADDLE EXTENSION	1.0



**5746-15**

**POLE CLAMPS ONLY**

CAT NO	DESCRIPTION	LBS
5746-15	1 1/2" POLE CLAMP ONLY	1.8
5746-20	2" POLE CLAMP ONLY	2.0
5746-25	2 1/2" POLE CLAMP ONLY	2.3
5746-30	3" POLE CLAMP ONLY	2.6

**WIRE TONG BAND**

- When installed on larger diameter wire tongs, rope blocks can be used for raising and lowering conductors

CAT NO	DESCRIPTION	LBS
1829	BAND FOR 2" O.D. WIRE TONGS	1.8
1829-1	BAND FOR 2 1/2" O.D. WIRE TONGS	2.1
1829-2	BAND FOR 3" O.D. WIRE TONGS	2.9



**WIRE TONG BLOCKS CLAMP**

- When installed on wire tongs, rope blocks can be used for controlling conductors. Pulling in tension.


CAT NO	DESCRIPTION	LBS
5748-15	CLAMP FOR 1 1/2" O.D. WIRE TONG	2.2
5748-16	CLAMP FOR 2" O.D. WIRE TONG	2.6
5748-17	CLAMP FOR 2 1/2" O.D. WIRE TONG	3.0



**WIRE TONG STIRRUP**

- Head of wire tong can be installed in stirrup to help aid in rigging and lifting of wire tong


CAT NO	DESCRIPTION	LBS
1851	STIRRUP FOR 2" O.D. WIRE TONG	2.2
1851-1	STIRRUP FOR 2 1/2" O.D. WIRE TONG	2.3



**ROPE SNUBBING BRACKET**

- A rope snubbing bracket is used to terminate block fall lines and hold blocks in proper position. Complete with chain tightener.

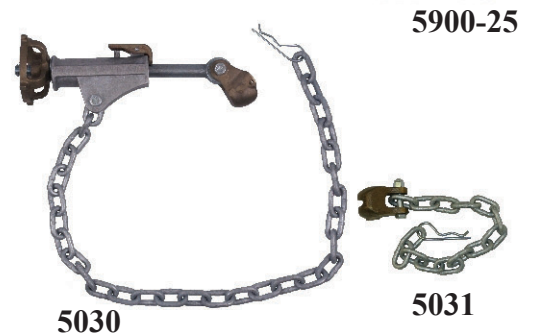
CAT NO	DESCRIPTION	LBS
1945	ROPE SNUBBING BRACKET	6.0



**WIRE TONG SNUB BRACKET**


- A wire tong snubbing bracket provides a stationary base for wire tongs and auxiliary arms. Complete with chain tightener.

CAT NO	DESCRIPTION	LBS
5900-25	WIRE TONG SNUB BRACKET	6.9



**CHAIN TIGHTENER / CHAIN EXTENSION**

CAT NO	DESCRIPTION	LOAD LIMIT	LBS
5030	CHAIN TIGHTENER WITH 36" CHAIN AND SPRING LOADED TAKE-UP	2500 lbs.	5.5
5031	CHAIN EXTENSION 18" WITH KEEPER AND SAFETY PIN	2500 lbs.	2.5





5750-1

INSULATED WIRE TONG LEVER LIFT

- The insulated lever lift can be used to support and lift heavy conductors
- Available in 3 lengths
- Use of insulated lever lifts provides isolation from ground potential
- Accepts all wire tongs

CAT NO	DESCRIPTION	LBS
5750-1	LEVER LIFT WITH 12" FIBERGLASS	14.9
5750-2	LEVER LIFT WITH 24" FIBERGLASS	15.7
5750-3	LEVER LIFT WITH 36" FIBERGLASS	16.5



5751

DOUBLE WIRE TONG ADAPTER

- Double wire tong adapter allows two wire tongs to support and/or lift conductors with insulated lever lifts (See above for lever lift)

CAT NO	DESCRIPTION	LBS
5751	DOUBLE TONG ADAPTER	1.5



5749

SINGLE / DOUBLE WIRE TONG LEVER LIFT

- Single / Double Wire Tong Lever Lift allows use of either one or two wire tongs
- Spring loaded chain tightener for easy installation and removal
- Made from high strength heat treated aluminum alloy

CAT NO	DESCRIPTION	LBS
5749	LEVER LIFT - 12"	13.0



**STRAIN LINK STICK**

- Strain link sticks are used to support conductors and isolate rope blocks and hoists from energized conductors. Used in conjunction with rope blocks or hoists, they are capable of handling heavy conductors.
- Metal components are made with heat treated aluminum alloy or bronze alloy. Eye screws are plated steel
- All strain link sticks have ball bearing eye swivels

CAT NO	FIBERGLASS DIAMETER AND LENGTH	OVERALL LENGTH	MAXIMUM WIRE SIZE	LOAD LIMIT	LBS
5708-3	1 1/4" x 2'	3'	1.38"	3000 lbs.	4.5
5708-4	1 1/4" x 4'	5'	1.38"	3000 lbs.	5.2
5709-4	1 1/2" x 4'	5'	1.38"	4000 lbs.	5.7
5710-2	1 1/2" x 4'	5'	1.75"	4000 lbs.	6.3
5710-3	1 1/2" x 6'	7'	1.75"	4000 lbs.	7.6
5715-6	1 1/2" x 6'	7'4"	2.5"	4000 lbs.	10.5
5715-8	1 1/2" x 8'	9'4"	2.5"	4000 lbs.	11.8
5720-6	2" x 6'	7'4"	2.5"	5000 lbs.	12.5
5720-8	2" x 8'	9'4"	2.5"	5000 lbs.	13.8

**ROLLER LINK STICK**

- Roller link sticks are used to spread and hold conductors apart for mid span clearances by attaching tag lines to the butt swivel ring
- Inside head dimensions are 2 1/4" x 2 1/4" allowing the link stick to roll easily over line splices
- Head, ferrules and roller are aluminum alloy. Eye swivel material is bronze alloy.
- Fiberglass pole diameter is 1 1/4"
- Maximum wire size 1 1/4"
- Load limit 1000 lbs.

CAT NO	LENGTH OF FIBERGLASS	OVERALL LENGTH	LBS
9466	2'	3'6"	4.0
9467	4'	5'6"	4.7
9468	6'	7'6"	5.4

**SPIRAL LINK STICK**

- The spiral link stick is designed to isolate rope lines, hoists and rope blocks. It is used to provide insulation between energized conductors and pulling devices which might be attached to a different potential.
- One piece 1" O.D. fiberglass stick
- Easy to apply, can be installed with hot line tools by use of the attached lifting eye
- Spiral hook is made from high strength, heat treated steel
- Load limit 2000 lbs.
- Maximum wire size is 795 ACSR

CAT NO	LENGTH OF FIBERGLASS	OVERALL LENGTH	LBS
3480	12"	24"	2.9
3481	24"	36"	3.3
3482	36"	48"	3.7
3483	48"	60"	4.1





STRAP HOIST ISOLATING LINKS

- Strap hoist isolating links are designed to provide extra protection when used with strap hoists on primary voltages. The fiberglass link helps to overcome the loss of dielectric properties when the web straps become contaminated through field use.
- Isolating links can be used with most strap hoists.
- Load limit 4000 lbs.
- Lightweight - 1" diameter fiberglass.



3413

ISOLATING LINK WITH STANDARD SWIVEL EYE ONE END AND SAFETY HOOK

CAT NO	LENGTH OF FIBERGLASS	LBS
3413	6"	2.3
3414	12"	2.5



3414-1

ISOLATING LINK STICKS WITH HOT STICK OPERATED SAFETY LATCH

*3413-1	6"	2.3
*3414-1	12"	2.5



3409

ISOLATING LINK WITH STANDARD SAFETY HOOK, CLEVIS ROLLER AND PIN

CAT NO	LENGTH OF FIBERGLASS	LBS
3409	6"	2.3
3410A	12"	2.5



3410-1

ISOLATING LINK STICKS WITH HOT STICK OPERATED SAFETY LATCH

*3409-1	6"	2.3
*3410-1	12"	2.5



3415


ISOLATING LINK WITH DOUBLE SWIVEL EYE

CAT NO	LENGTH OF FIBERGLASS	LBS
3415	6"	2.3
3416	12"	2.5


NOTE: Clevis type link sticks will accept straps up to 1 5/8" wide.  
 \*CAUTION: These isolating links are not to be used in place of insulators or to eliminate rubber gloves and sleeves when pulling or lifting energized conductors.

CONDUCTOR TENSION TOOL

- The conductor tension tool is an excellent tool for both hot stick and rubber gloving applications
- It can be used for temporarily isolating sections of lines, changing out dead end insulators and line splicing
- Load limit 4,000 lbs.
- Tension tool can be installed and operated using hot sticks
- Two models available
- Conductor hooks have hot stick eyes and hot stick operable safety latches. Hooks are stationary.
- Metal components are heat treated aluminum alloy or bronze alloy



3464




3465

CAT NO	DESCRIPTION	WORKING RANGE	MAXIMUM TAKE UP	LENGTH STORED	LENGTH EXTENDED	LBS
3464	35 KV TENSIONING TOOL	62" TO 74"	12"	64"	76"	12.0
3465	69 KV TENSIONING TOOL	72" TO 84"	12"	74"	86"	12.5
01-3464	STORAGE CASE FOR 3464					1.5
01-3465	STORAGE CASE FOR 3465					2.0

## SUPER “U” ARM EXTENSIONS

- The Super “U” Arm is designed with a profile “U” shape for greater strength and durability. The many features and benefits of the Super “U” Arm make it the best and most cost effective extension arm available for replacing conductors and insulators.
- All arms include insulated conductor holders to insure dielectric integrity. Arms are rated for 34.5KV phase-to-phase work applications.
- Arms with the standard conductor holder will accept conductors up to 1 1/16” O.D. or up to 800 MCM.
- Arms with large capacity conductor holder, can accommodate a conductor inside a line hose. The gate latch on the large capacity holder has an opening of 2 5/8”.
- The Super “U” design is stronger than the traditional style round extension arms. All Super “U” Arms and Super “U” Conductor Supports have a load limit of 200 lbs. per wire holder.
- Interchangeable hanger loop kits are available for the different sizes of cross arms on your system.



7545




END VIEW  
SUPER “U” DESIGN



7552



7551



7549

CAT NO	DESCRIPTION	NUMBER OF WIRE HOLDERS	LOAD LIMIT POUNDS	FITS MAXIMUM CROSS ARM SIZES	LBS
7545	STANDARD SUPER “U” ARM	2	400	4 1/4” x 6 3/4”	18.8
7546	SUPER “U” WITH LARGE HANGER LOOP	2	400	6” x 6”	20.4
7547	STANDARD SUPER “U” ARM	1	200	4 1/4” x 6 3/4”	15.4
7548	SUPER “U” WITH LARGE HANGER LOOP	1	200	6” x 6”	17.0
7553	STANDARD SUPER “U” WITH LARGE CAPACITY HOLDERS	2	400	4 1/4” x 6 3/4”	19.8
7549	REPLACEMENT LOOP KIT TO FIT CROSS ARMS			4 1/4” x 6 3/4”	1.0
7550	REPLACEMENT LOOP KIT TO FIT CROSS ARMS			6” x 6”	1.8
7551	REPLACEMENT CONDUCTOR HOLDER - STANDARD SIZE				1.2
7552	REPLACEMENT CONDUCTOR HOLDER - LARGE CAPACITY				1.5
P10024	REPLACEMENT EYE SCREW				

**FIBERGLASS EXTENSION ARM**

- The Fiberglass Extension Arm is designed for use as a temporary aid in replacing existing conductors and insulators, or as an aid for moving out conductors to obtain working clearance in congested areas
- Easy to install conductor holders are adjustable
- Eye bolts are silicon bronze to prevent seizing
- Load limit 150 lbs. per conductor holder
- Rating 15KV without insulator and 34.5KV with insulator



5006

2 1/2" DIAMETER FIBERGLASS EXTENSION ARM FOR DISTRIBUTION CROSS ARMS FITS MAXIMUM CROSS ARM SIZE 4 1/4" W x 6 3/4" H			2 1/2" DIAMETER FIBERGLASS EXTENSION ARM FOR SUB TRANSMISSION ARMS FITS MAXIMUM CROSS ARM SIZE 5 1/4" W x 6" H		
CAT NO	DESCRIPTION	LBS	CAT NO	DESCRIPTION	LBS
5000	5' ARM WITH ONE CONDUCTOR HOLDER	11.3	5036	5' ARM WITH ONE CONDUCTOR HOLDER	12.0
5001	5' ARM WITH ONE CONDUCTOR HOLDER AND INSULATOR	11.5	5037	5' ARM WITH ONE CONDUCTOR HOLDER AND INSULATOR	12.3
5006	6' ARM WITH TWO CONDUCTOR HOLDERS	14.5	5016	6' ARM WITH TWO CONDUCTOR HOLDERS	14.5
5007	6' ARM WITH TWO CONDUCTOR HOLDERS AND INSULATORS	15.5	5016-1	6' ARM WITH TWO CONDUCTOR HOLDERS AND INSULATORS	15.5



A10001



A10002



A30008



A10038



A10039

**EXTENSION ARM ACCESSORIES FOR ALL 2 1/2" O.D. ARMS**

CAT NO	DESCRIPTION	LBS
A10001	CONDUCTOR HOLDER ONLY	2.3
A10002	CONDUCTOR HOLDER AND INSULATOR	2.5
A30008	INSULATOR FOR USE WITH A10001 AND A10038 CONDUCTOR HOLDERS	1.0
A10038	LARGE CONDUCTOR HOLDER HAS 2 5/8" OPENING	2.8
A10039	LARGE CONDUCTOR HOLDER AND INSULATOR	3.8
P10024	EYE SCREW REPLACEMENT	



## CONDUCTOR AND PERSONNEL SUPPORTS


### FIBER GLASS EXTENSION ARMS FOR COMPOSITE OR WOOD CROSS ARMS

- Can be used with both our Round and Super U Extension Arms.
- Fits composite or wood cross arms up to 4 1/4" x 6 3/4".
- Rubber grippers won't damage composite cross arms.
- Cross arm loop is powder coated to prevent damage to composite cross arm.
- Casting trim on end fitting provides protection on bottom side of composite cross arm.
- To order arms found on page 307 and page 308 add -F to the catalog number.
- Retrofit kit available to convert existing extension arms.

CAT NO	DESCRIPTION	LBS
7545-F	STANDARD SUPER "U" ARM WITH 2 CONDUCTOR HOLDERS	18.8
7547-F	STANDARD SUPER "U" ARM WITH 1 CONDUCTOR HOLDER	15.4
7553-F	STANDARD SUPER "U" ARM WITH 2 LARGE CAPACITY HOLDERS	19.8
5000-F	5' ARM - 2 1/2" ROUND WITH 1 CONDUCTOR HOLDER	11.3
5001-F	5' ARM - 2 1/2" ROUND WITH 1 CONDUCTOR HOLDER AND INSULATOR	11.5
5006-F	6' ARM - 2 1/2" ROUND WITH 2 CONDUCTOR HOLDERS	14.5
5007-F	6' ARM - 2 1/2" ROUND WITH 2 CONDUCTOR HOLDERS AND INSULATORS	15.5




5007-F



7545-F

CAT NO	DESCRIPTION	LBS
7560	RETROFIT KIT TO CONVERT EXISTING EXTENSION ARMS	1.7



7545-F




7560

**POLE MOUNTED SUPPORT ARM WITH CHAIN TIGHTENER**

- The Stand Off Support Arm is designed for temporary support of conductors up to 1 1/16” O.D. It is ideal for replacing conductors and insulators, single phase and three phase armless construction. It also provides an excellent means of conductor support when changing crossarms, hardware and performing routine maintenance.
- Constructed of 2 1/2” O.D. foam filled fiberglass
- Fits pole diameters up to 14”
- Easy to install - has spring take up chain tightener
- Conductor holders are adjustable

CAT NO	DESCRIPTION	MAXIMUM VOLTAGE PHASE TO PHASE	LOAD LIMIT POUNDS PER HOLDER	LBS
5018	34” OVERALL LENGTH WITH ONE CONDUCTOR HOLDER	15 KV	200	14.0
5019	34” OVERALL LENGTH WITH ONE CONDUCTOR HOLDER AND INSULATOR	34.5 KV	200	15.0
5020	48 1/2” OVERALL LENGTH WITH TWO CONDUCTOR HOLDERS	15 KV	150	17.0
5021	48 1/2” OVERALL LENGTH WITH TWO CONDUCTOR HOLDERS AND INSULATORS	34.5 KV	150	18.0



**POLE MOUNTED SUPPORT ARM WITH RATCHET BINDER AND NYLON STRAP**

- Safety Ratchet Binder and Nylon Strap eliminates hazards of chains and chain tighteners when being used in primary voltage areas
- Installation and removal of arms is quick and easy
- Ratchet Binder has extra wide handle for easy operation when wearing rubber gloves
- 2” wide nylon strap is 44” long to accommodate most structures  
(Note: Periodic inspection of straps for wear is required.)

CAT NO	DESCRIPTION	MAXIMUM VOLTAGE PHASE TO PHASE	LOAD LIMIT POUNDS PER HOLDER	LBS
5038	34” OVERALL LENGTH WITH ONE CONDUCTOR HOLDER	15 KV	200	12.0
5039	34” OVERALL LENGTH WITH ONE CONDUCTOR HOLDER AND INSULATOR	34.5 KV	200	13.0
5040	48 1/2” OVERALL LENGTH WITH TWO CONDUCTOR HOLDERS	15 KV	150	15.0
5041	48 1/2” OVERALL LENGTH WITH TWO CONDUCTOR HOLDERS AND INSULATORS	34.5 KV	150	16.0
5042	REPLACEMENT NYLON STRAP FOR ABOVE UNITS			0.5
5049	REPLACEMENT NYLON STRAP WITH HOOK FOR ABOVE UNITS			1.0

## POLE MOUNTED SUPER “U” CONDUCTOR SUPPORT ARMS

- The Super “U” Conductor Support Arms are designed for replacing conductors and insulators and maintenance of line voltages up to and including 34.5KV phase to phase
- All Super “U” Support Arms are rated with a 200 pound working load per conductor holder
- All Super “U” Support Arms include insulated conductor holders for dielectric integrity




5045

SUPER “U” CONDUCTOR SUPPORT ARMS WITH RATCHET AND NYLON STRAP		
CAT NO	DESCRIPTION	LBS
5045	ARM 34 3/4” OVERALL LENGTH WITH ONE CONDUCTOR HOLDER	14.3
5047	ARM 49 7/8” OVERALL LENGTH WITH TWO CONDUCTOR HOLDERS	18.0
5049	REPLACEMENT STRAP WITH HOOK 44” LONG	1.0



5046

SUPER “U” CONDUCTOR SUPPORT ARMS WITH CHAIN TIGHTENER		
CAT NO	DESCRIPTION	LBS
5046	ARM 34 3/4” OVERALL LENGTH WITH ONE CONDUCTOR HOLDER	17.0
5048	ARM 49 7/8” OVERALL LENGTH WITH TWO CONDUCTOR HOLDERS	20.8



END VIEW  
SUPER “U” DESIGN


All Super “U” Arms with ratchet and strap have a steel alloy grab hook to make installation and removal fast and easy. **WARNING:** Nylon straps should be inspected prior to each use for wear, cuts and degradation from exposure to ultra violet rays. Suspect straps should be replaced before use.




5049

TEMPORARY CROSS ARM

- The Temporary Cross Arm is an excellent tool for changing cross arms. Solid fiberglass arms for maximum strength. Rated for 34.5KV phase to phase.
- Two piece assembly makes installation easy and fast
- The mounting base includes a ratchet and strap assembly for lightweight and safety. U-Shape design fits over pole top pin.
- Fiberglass arm includes two standard conductor holders A10002 with insulators and will accept conductors up to 1 1/16" O.D. Conductor latches are hot stick operable.
- Also available A10039 Large Conductor Holder - 2 5/8" opening
- Captive bolts and washers on arm assembly enable the arm to be mounted to the base. No tools are required.
- Load limit is 150 pounds per side



CAT NO	DESCRIPTION	LBS
5051	72" WIDE, TWO A10002 STANDARD CONDUCTOR HOLDERS, COMPLETE WITH MOUNTING BASE	27.0
5053	72" WIDE, TWO A10039 CONDUCTOR HOLDERS, COMPLETE WITH MOUNTING BASE	28.0
5054	81" WIDE, THREE A10002 STANDARD CONDUCTOR HOLDERS, COMPLETE WITH MOUNTING BASE	33.0
5055	81" WIDE, THREE A10039 CONDUCTOR HOLDERS, COMPLETE WITH MOUNTING BASE	34.0
A30220	ARM ONLY 72"	22.0
A30233	ARM ONLY 81"	26.0
A30221	BI-ARM MOUNTING ASSEMBLY	14.0
A10002	STANDARD CONDUCTOR HOLDER WITH INSULATOR	3.0
A10039	LARGE CONDUCTOR HOLDER, 2 5/8" OPENING, WITH A30008 INSULATOR	3.8
5049	REPLACEMENT STRAP	1.0






## TEMPORARY DEAD END ARM

The Temporary Dead End Arm enables a line crew to spread conductors off an existing dead end arm to gain working clearance to replace and terminate new conductors.

### FEATURES AND BENEFITS:

- Arms are constructed with 3" diameter fiberglass and a foam core to meet most load requirements for temporary dead ends.
- Load limit - 500 lbs. per position or 1,000 lbs. total load limit.
- Arms have two holes with 18" spacing to accommodate 5/8" diameter hardware bolts for dead ends. Two aluminum sleeves are installed to prevent wear on the fiberglass arm.
- Steel mounting brackets have multiple holes for adjustment to fit various arm sizes. Note: adjustment range is described for all catalog numbers shown below.
- Arms can be installed on either the top or bottom of existing cross arms.
- Two styles are available. Butt swivel eye to dead end a single phase tap line or a 3 way aluminum alloy equipment mounting bracket for mounting a cutout, lighting arrester and a dead end tap line.
- When utilizing the butt swivel or the equipment mounting bracket for temporary hanging of a tap line; only slack spans are recommended with loads not to exceed 150 lbs., providing that the Dead End Arm is being held captive on the crossarm.



7675

CAT NO	DESCRIPTION	HEIGHT ADJUSTMENT	WIDTH ADJUSTMENT	LBS
7674	ARM WITH 3 WAY BRACKET	4 5/8", 4 7/8", 5 7/8", 6 1/8"	3 7/8", 5", 6 1/8"	34.0
7675	ARM WITH BUTT SWIVEL	4 5/8", 4 7/8", 5 7/8", 6 1/8"	3 7/8", 5", 6 1/8"	30.0
7676	ARM WITH 3 WAY BRACKET	4 5/8", 4 7/8", 5 7/8", 6 1/8"	6 1/8", 7 1/4", 8 3/8"	34.5
7677	ARM WITH BUTT SWIVEL	4 5/8", 4 7/8", 5 7/8", 6 1/8"	6 1/8", 7 1/4", 8 3/8"	30.5
11016	CONDUCTOR HOLDER TO FIT ALL DEAD END ARMS			3.2
7678	CONVERSION KIT TO CONVERT ITEMS 7674 AND 7675 TO ADAPT TO ARM WIDTHS 6 1/8", 7 1/4", and 8 3/8". INCLUDES 2 BOLTS, 2 WING NUTS, AND 2 BRACKETS			1.5
7679	CONVERSION KIT TO CONVERT ITEMS 7676 AND 7677 TO ADAPT TO ARM WIDTHS 3 7/8", 5", and 6 1/8". INCLUDES 2 BOLTS, 2 WING NUTS, AND 2 BRACKETS			1.5





## INSULATED PLATFORMS

- Work platforms are designed for maximum safety and ease of installation
- Permanent non-slip surface in the work area
- Metal castings and components on platforms are made from heat-treated aluminum alloys
- Platforms have square channel foot/toe stops for location awareness
- Platform width is 10 3/4"
- Twin adjustable struts for stability
- Complete with braces and chain tightener
- The rail assembly hinges and stores on top of the platform by removing the keeper pin
- The horizontal rail assembly is a positioning device that will allow the worker to maintain proper work positioning and balance
- Not to be used as an anchor point - see anchor point tool page 316
- Platform can be positioned in 30 degree increments up to 180 degrees under load by loosening wheel tightener. No need to get off the board to reposition




CAT NO	DESCRIPTION	LOAD LIMIT	LBS
8401	4' PLATFORM WITH RAIL AND PIVOT ASSEMBLY	500 LBS	93
8402	6' PLATFORM WITH RAIL AND PIVOT ASSEMBLY	500 LBS	111
8403	8' PLATFORM WITH RAIL AND PIVOT ASSEMBLY	500 LBS	129
8404	10' PLATFORM WITH RAIL AND PIVOT ASSEMBLY	500 LBS	147

**PLATFORMS INCLUDE THE RAIL AND PIVOT ASSEMBLIES  
AND WILL NOT BE SOLD IN ANY OTHER CONFIGURATION**

FALL RESTRAINT / ANCHOR POINT TOOL

- Provides isolation from potential differences by means of the fiberglass isolation link in the tool
- Designed to meet 5,000 lbs. OSHA requirements for fall restraint
- Fiberglass section has solid foam core
- Insulation / Isolation distance between metal castings is 6"
- Can be used to secure the line workers safety belt or the worker may choose to attach a retractable lanyard or shock absorbing lanyard as the attaching device
- The large U bolt allows a linesman's safety belt to fit through the eye, singled or doubled, to aid the lineman in gaining the proper work position
- A ratchet assembly with 44" nylon strap allows for quick and easy attachment to utility poles

CAT NO	DESCRIPTION	LBS
3861	FALL RESTRAINT / ANCHOR TOOL	10.0
5042	REPLACEMENT NYLON STRAP 44" LONG	0.3





LADDER HOOKS	
HOOK OPENING	LOAD LIMIT
7 1/2"	1350 LBS
12"	1000 LBS
15 1/2"	450 LBS

## FIBERGLASS HOOK LADDERS

- Available as a one piece or spliced
- Heavy duty ladders (2 1/2" side rails) are available with splice for easy storage and transporting
- Hooks fold for storage - 3 sizes available
- Plated steel safety chains are standard
- Fiberglass rails and rungs have a solid foam core, rungs are 1 1/4" diameter and are coated with non-slip grit




## LIGHT DUTY - 2" DIAMETER RAILS ONE PIECE FIBERGLASS LADDERS - FOR VERTICAL USE ONLY

FT	COMPLETE LADDER WITH 7 1/2" HOOKS		COMPLETE LADDER WITH 12" HOOKS		COMPLETE LADDER WITH 15 1/2" HOOKS	
	CAT NO	LBS	CAT NO	LBS	CAT NO	LBS
8	7235	30	7240	31	7245	32
10	7236	32	7241	33	7246	34
12	7237	34	7242	35	7247	36
14	7238	36	7243	37	7248	38
16	7239	38	7244	39	7249	40

## HEAVY DUTY - 2 1/2" DIAMETER SIDE RAILS ONE PIECE FIBERGLASS LADDER

FT	COMPLETE LADDER WITH 7 1/2" HOOKS		COMPLETE LADDER WITH 12" HOOKS		COMPLETE LADDER WITH 15 1/2" HOOKS	
	CAT NO	LBS	CAT NO	LBS	CAT NO	LBS
10	13023	45	13024	47	13025	48
12	13026	51	13027	53	13028	54
14	13029	57	13030	59	13031	60
16	13032	63	13033	65	13034	66
18	13035	69	13036	71	13037	72
20	13038	75	13039	77	13040	78




## HEAVY DUTY 2 1/2" DIAMETER SIDE RAILS TWO SECTION SPLICED FIBERGLASS LADDER

LENGTH	COMPLETE LADDER WITH 7 1/2" HOOKS		COMPLETE LADDER WITH 12" HOOKS		COMPLETE LADDER WITH 15 1/2" HOOKS	
	CAT NO	LBS	CAT NO	LBS	CAT NO	LBS
16' (10' & 6')	20898	67	20899	69	20900	70
18' (12' & 6')	20901	73	20902	75	20903	76
20' (14' & 6')	20904	80	20905	82	20906	83
22' (14' & 8')	20907	85	20908	87	20909	88
24' (14' & 10')	20910	90	20911	92	20912	93

**SAFETY PLATFORM**

- Light weight polyethelene
- Provides extra protection when working from ground, pulling conductors or when working near energized equipment
- Supports up to 300 lbs
- Heavy non-skid surface on top prevent slips
- Extra large legs with non-skid base to prevent tipping or skidding
- Sturdy handles built in on all 4 sides - easy to carry and transport
- Filled with unicellular polyurethane foam to provide a strong lightweight surface
- Dimensions 24" wide x 30" long x 12" high
- NOTE: For maximum protection platform must be kept free of dirt, dust or contamination.

CAT NO	DESCRIPTION	LBS
05-985	SAFETY PLATFORM	48



05-985



**BOTTOM VIEW OF PLATFORM**

**ABRASIVE PLATFORM SURFACE PAINT**

- Maintains non-slip tread surface on fiberglass platforms
- Good adhesion - durable
- Ideal for re-surfacing rungs on fiberglass hook ladders
- Same material as used on all HASTINGS platforms

CAT NO	DESCRIPTION	LBS
P50522	ONE QUART ABRASIVE PLATFORM PAINT COLOR - BLACK	8.0



P50522









# 04

## Grounding & Jumpering Equipment

**Safety:**

Temporary personal protective equipment is designed for one purpose only, to protect the worker. Grounding equipment should be manufactured to and maintained to the highest standards.

**Standards:**

Very stringent requirements are specified by the ASTM F855 standard. While this is a voluntary standard, we design all our clamps, cables and ferrules to exceed the values of this standard.

The withstand values from ASTM are:

Grade	15 Cycle (kA)	30 Cycle (kA)	Cable Size (Copper)	Continuous Current Rating A RMS
1	14	10	#2	200
2	21	15	1/0	250
3	27	20	2/0	300
4	34	25	3/0	350
5	43	30	4/0	400

**Quality:**

Whether it's the machining of the casting, the assembly of the clamp, or the assembly of the complete grounding or jumper assembly, we pride ourselves in the quality of the product that is created at Hastings. Every employee that handles the parts is vigilant for any quality issues.

**Material:**

Clamps are available in either bronze alloy or aluminum alloy metals. Great care is taken in selecting the best materials for the performance required. The bronze alloys allow for higher strength and higher melting temperatures. Aluminum alloys allow for lighter weight and less resistance.

**Experience:**

Hastings works closely with the utility industry in solving grounding problems. Through our close contact with our customers, we stay in touch with their needs and this guides our efforts for future product designs. Hastings also participates in the development of industry standards.

C-HEAD GROUND CLAMPS



	CAT NO	DESCRIPTION	CLAMPS WITH 5H RATING*	MAIN LINE RANGE MAXIMUM MINIMUM	MAXIMUM SIZE CABLE	MAXIMUM FAULT CURRENT RATING	TERMINAL TYPE	LBS
BRONZE	21070	SERRATED JAW	*5H RATED	2.88 O.D. CABLE OR BUS 6 SOLID .16" DIA	4/0	43KA@ 15 CYCLES 30KA@ 30 CYCLES	THREADED	3.3
	21552	SERRATED JAW		500 MCM .813 DIA 8 SOLID .128 DIA				1.4
	21307	SERRATED JAW	*5H RATED	1.033 MCM ACSR 1.25 DIA 6 SOLID .16 DIA				2.3
ALUMINUM	21575	SERRATED JAW	*5H RATED	1.50" DIA CABLE OR BUS 6 SOLID .16 DIA	4/0	43KA@ 15 CYCLES 30KA@ 30 CYCLES	THREADED	1.5
	10375	SERRATED JAW	*5H RATED	2" DIA CABLE OR BUS 4 SOLID .18 DIA				1.8
	10376	SAME AS 10375 BUT WITH SMOOTH UPPER JAW						1.8
	11190	SERRATED JAW		1.0335 MCM ACSR 1.5 DIA 8 SOLID .12 DIA			BOLTED	1.3
	11192	SAME AS 11190 BUT WITH SMOOTH UPPER JAW		1.0335 MCM ACSR 1.25 DIA 8 SOLID .12 DIA				1.3
	3172	SMOOTH JAW		2" DIA CABLE OR BUS 6 SOLID .16 DIA				2.4

**5H RATED GROUND SETS (See Above)\***


HASTINGS 5H Rated Ground Sets require all components (Clamps, 4/0 Cable, Ferrules, Etc.) to be manufactured and assembled by HASTINGS.

HASTINGS strictly will not recognize or approve a 5H Rating for any Ground Set(s) that are not manufactured and assembled by HASTINGS.

DUCK BILL GROUND CLAMPS




1810-2



4706-4



10476




10478

	CAT NO	DESCRIPTION	MAIN LINE RANGE MAXIMUM MINIMUM	MAXIMUM SIZE CABLE	MAXIMUM FAULT CURRENT RATING	TERMINAL TYPE	LBS
BRONZE	1810-2	SMOOTH JAWS	336.4 MCM ACSR / .75 DIA 6 SOLID / .16 DIA	2/0	27KA@15 CYCLES 20KA@30 CYCLES	BOLTED	1.1
ALUMINUM	4706-4	SERRATED JAWS	954 MCM ACSR / 1.15 DIA 6 SOLID / .16 DIA	4/0	43KA@15 CYCLES 30KA@30 CYCLES	BOLTED	1.5
	10476	SMOOTH JAWS	900 ACSR 556 MCM / 1.16 DIA			THREADED	1.5
	10477	SERRATED JAWS	6 SOLID / .162 DIA			THREADED	1.5
	10478	SMOOTH JAWS				BOLTED	1.5



**TOWER AND FLAT FACE GROUND CLAMPS**




	CAT NO	DESCRIPTION	MAXIMUM JAW OPENING	MAXIMUM SIZE CABLE	MAXIMUM FAULT CURRENT RATING	TERMINAL TYPE	LBS
BRONZE	9123CC	TEE HANDLE	1 1/2"	4/0	43KA@ 15 CYCLES 30KA@ 30 CYCLES	BOLTED	3.5
	9153CC	EYE SCREW					3.5
	21571	EYE SCREW				THREADED	2.2
	21608	TEE HANDLE					2.4
ALUMINUM	9123	TEE HANDLE	1 1/2"	4/0	43KA@ 15 CYCLES 30KA@ 30 CYCLES	BOLTED	1.2
	9153	EYE SCREW					1.2

Clamps 9123, 9123CC, 9153, 9153CC are designed to accept cable and ferrule from both top and bottom of clamp.


MULTI-PURPOSE GROUND CLAMP AND BALL STUDS

- C Head upper jaw is designed for use on conductors. Slotted “V” also allows the ground clamp to be attached to the ball stud(s) shown.
- Both sides of the clamp are drilled and tapped to attach ball studs for use as hanger studs. Drilled and tapped holes are 1/2”-13 and can also be utilized as lubrication ports.
- Clamp 21703-1 same clamp as 21703 only fits the 1” ball studs below.



	CAT NO	DESCRIPTION	MAIN LINE RANGE MAXIMUM MINIMUM	MAXIMUM FAULT CURRENT RATING	TERMINAL TYPE	LBS
ALUMINUM	21703 Fits 20mm	MULTI-PURPOSE GROUND CLAMP	556 MCM .86 DIA 6 SOLID .16 DIA	43KA@ 15 CYCLES 30KA@ 30 CYCLES	THREADED	1.1
	21703-1 Fits 1”					
	21705	20mm BALL STUD / 1/2-13 X 1/2” LONG THREAD - TIN PLATED COPPER				0.4
	21706	20mm BALL STUD/ 1/2-13 X 2” LONG THREAD - TIN PLATED COPPER				0.5

BALL SOCKET GROUND CLAMPS AND BALL STUDS



	CAT NO	DESCRIPTION	RANGE	MAXIMUM SIZE CABLE	MAXIMUM FAULT CURRENT RATING	TERMINAL TYPE	LBS
BRONZE	21720	EYE SCREW	1” O.D. BALL STUD	4/0	43KA@ 15 CYCLES 30KA@ 30 CYCLES	THREADED	0.9
	21726	T HANDLE					1.4
	21721	BALL STUD, 1” O.D., SHORT - 1/2-13 THREAD, 2 1/4” LONG SHANK - TIN PLATED COPPER					0.5
	21722	BALL STUD, 1” O.D., LONG - 1/2-13 THREAD, 4” LONG SHANK - TIN PLATED COPPER					0.8
	21725	BALL STUD COVER					0.2

## 30° C-HEAD GROUND CLAMPS

- The 30° angle ground clamp allows linemen and substation mechanics to easily install grounds beyond the normal reach.
- With the 30° angle clamp, linemen and substation mechanics can hold their shotgun stick to nearly a horizontal position and install this ground clamp.



10385

21578



INSTALLING CLAMP



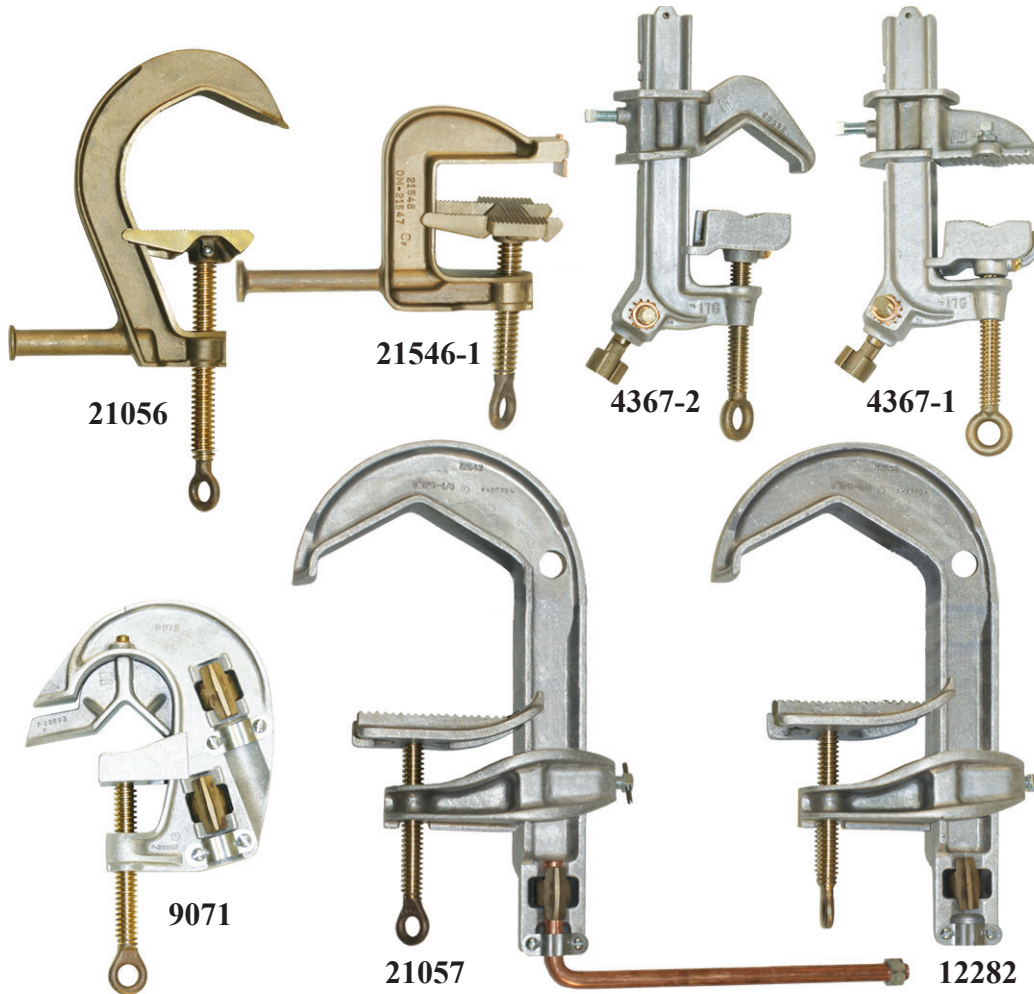
CLAMP INSTALLED

	CAT NO	DESCRIPTION	MAIN LINE RANGE MAXIMUM MINIMUM	MAXIMUM SIZE CABLE	MAXIMUM FAULT CURRENT RATING	TERMINAL TYPE	LBS
ALUMINUM	10385	30° ANGLE C-HEAD	2" DIA CABLE OR BUS #4 SOL / 18" DIA.	4/0	43KA@ 15 CYCLES 30KA@ 30 CYCLES	THREADED	2.2
	21578	30° ANGLE C-HEAD	1.25" DIA CABLE OR BUS #6 SOL / .16" DIA.				1.3



GROUND CLAMPS FOR SUBSTATION GROUNDING

- The grounding clamps with hanger studs enable substation maintenance crews to utilize their portable grounds on large bus by providing a fault current rated hanger stud as part of the clamp (Clamp numbers 21056, 21546-1, 12282)
- Use of the hanger stud clamps could save cost of special ground assemblies made up for each substation



	CAT NO	MAIN LINE RANGE MAXIMUM MINIMUM		MAXIMUM SIZE CABLE	MAXIMUM FAULT CURRENT RATING	TERMINAL TYPE	LBS
BRONZE	21056	5" O.D. 1 1/4" O.D. - STUD IS 3.25" LONG			54KA@ 15 CYCLES 39KA@ 30 CYCLES		4.5
	21546-1	3 5/8" X 2 1/4" RECTANGULAR BUS STUD IS 4" LONG			43KA@ 15 CYCLES		4.4
ALUMINUM	4367-2	4" X 1/2" FLAT BUS OR 2.875 DIA BUS 6 SOL .16 DIA		1/0	21KA@ 15 CYCLES 15KA@ 30 CYCLES	BOLTED	2.4
	4367-1	3" X 3" SQUARE BUS 6 SOLID .16 DIA					2.4
	9071	3" DIA BUS OR CABLE 6 STR .18 DIA		4/0		BOLTED	4.2
	12282	6.625 DIA BUS 1/0 STR .398 DIA		4/0	54KA@ 15 CYCLES 39KA@ 30 CYCLES	BOLTED	5.5
	21057	6.625 DIA / 9 1/2" COPPER BAR 1/0 STR .398 DIA	*5H RATED See page 401		4/0		



## SUBSTATION GROUNDING SET AND GROUND LIFTING TOOL

- The below listed tools enable operating personnel the capability of grounding de-energized substations safely and easily with use of the ground lifting tool.
- Two ranges of ground clamps, both have bolted type pressure terminals.
- Ground clamps are mounted on an 1 1/4" X 8' fiberglass pole. The bottom end of the clamp mounted pole has a fiberglass male splice to allow extension sections to be added to meet the required height for applying the ground set.
- The ground lifting tool has a universal end and is supplied with a large opening "C" hook that is coated for protection. It comes complete with handline block, adjustable block clamp and 50' of 3/8" polypropylene rope. The hook and block clamp are mounted on an 8' fiberglass pole with a male splice on the bottom end to allow additional lengths of extensions to be added as required.



CAT NO	DESCRIPTION	MAIN LINE RANGE MAXIMUM	MAIN LINE RANGE MINIMUM	MAXIMUM CABLE SIZE	MAXIMUM FAULT CURRENT RATING	LBS
13761	GROUND CLAMP MOUNTED ON 8' FIBERGLASS POLE WITH MALE SPLICE ON BOTTOM END	3" DIA BUS OR CABLE	6 STR 18 DIA	4/0	54KA@ 15 CYCLES 39KA@ 30 CYCLES	7.2
13762	GROUND CLAMP MOUNTED ON 8' FIBERGLASS POLE WITH MALE SPLICE ON BOTTOM END	6.625 DIA BUS	1/0 STR .398 DIA	4/0	54KA@ 15 CYCLES 39KA@ 30 CYCLES	8.5
13763	GROUND LIFTING TOOL COMPLETE WITH "C" HOOK, HANDLINE BLOCK AND CLAMP, 50' OF 3/8" POLYPROPYLENE ROPE INSTALLED ON A 8' FIBERGLASS POLE WITH MALE SPLICE AT BOTTOM END					8.0

NOTE: 1 1/4" EXTENSION AND BASE SECTIONS CAN BE ADDED FOR ADDITIONAL LENGTHS, SEE PAGE 107

## POLE MOUNTED GROUND CLAMP

- All HASTINGS ground clamps are capable of being mounted on a fiberglass pole.
- The fiberglass pole is 1 1/4" diameter with various lengths available.
- Contact the factory with your requirements - clamp, and length of pole - for assistance with the part number.



## GROUNDING CABLE

- Copper Stranded
- Tough jacket material
- Fine strands for flexibility
- Easy to strip for preparation
- Cable is available in a yellow neoprene jacket or a clear pvc jacket



**13698**



**13701**

CAT NO	SIZE	STRANDS*	WIRE DIAMETER INCHES	OVERALL DIAMETER INCHES	APPROXIMATE WEIGHT PER 1,000 FEET
YELLOW JACKET COPPER GROUND CABLE					
9206	#2	665	.320	.435	263
9201	1/0	1064	.410	.570	414
13698	2/0	1323	.470	.620	504
9228	4/0	2107	.590	.740	775
CLEAR JACKET COPPER GROUND CABLE					
13692	#2	665	.350	.530	300
21263	1/0	1064	.450	.640	475
13701	2/0	1323	.490	.700	565
21264	4/0	2107	.620	.840	856
*NOTE: STRANDS SHOWN ABOVE ARE PER ASTM 855, ALL HASTINGS GROUNDING CABLE IS MANUFACTURED TO ASTM STANDARDS. (STRANDING MAY VARY WITH MANUFACTURER.)					

FAULT CURRENT RATING TABLE FOR GROUNDING CABLE		
GROUND CABLE SIZE AWG	RATINGS IN AMPERES SYMMETRICAL RMS 60 HERTZ	
	15 CYCLES	30 CYCLES
#2	14,500	10,000
1/0	21,000	15,000
2/0	27,000	20,000
4/0	43,000	30,000



GROUNDING CABLE FERRULES

FERRULE FOR BOLTED TYPE TERMINALS		
CAT NO	SIZE AWG	LBS
11656	#2	0.1
11657	1/0	0.1
11658	2/0	0.1
11660	4/0	0.1

FERRULE FOR THREADED TYPE TERMINALS, 5/8-11 NC		
CAT NO	SIZE AWG	LBS
12998	#2	0.3
12999	1/0	0.3
13000	2/0	0.3
13001	4/0	0.4

FERRULE FOR COMPRESSION-BOLTED TYPE TERMINALS		
CAT NO	SIZE AWG	LBS
P30244	#2	0.3
P30245	1/0	0.4
P30246	2/0	0.4
P30247	4/0	0.5

FERRULE FOR ELBOWS - URD		
CAT NO	SIZE AWG	LBS
P30916	1/0	0.4
P30917	2/0	0.5

HEAT SHRINK		
CAT NO	DESCRIPTION	LBS
P50349	5" LONG HEAT SHRINK	0.1

FERRULES WITH FACTORY APPLIED CLEAR HEAT SHRINK

- Provides positive stress relief of grounding cables at their terminations
- Clear heat shrink allows visual inspection of cable strands and termination
- Heat shrink materials provides a barrier to resist moisture and corrosion at the termination

FACTORY INSTALLED FERRULES - COMPRESSION BOLTED TYPE		
CAT NO	SIZE AWG	LBS
6756	#2	1.0
6757	1/0	1.0
6758	2/0	1.0
6759	4/0	1.0



6758

FACTORY INSTALLED FERRULES - COMPRESSION 5/8-11 NC THREADED TYPE		
CAT NO	SIZE AWG	LBS
6760	#2	1.0
6761	1/0	1.0
6762	2/0	1.0
6763	4/0	1.0




6762

All HASTINGS ferrules are tin plated copper

- Provides added protection against corrosion



11658



12998



P30246



P30916




**CRIMPING INFORMATION**

CAT NO	TYPE OF FERRULE	CABLE SIZE	CABLE CRIMP				
			ALCOA DIE	BURNDY DIE	KEARNY DIE	T&B DIE	HUSKIE DIE
11656	SLEEVE COMPRESSION	#2	B71AH			#37	
11657	SLEEVE COMPRESSION	1/0	B72AH	U241	510		
11658	SLEEVE COMPRESSION	2/0	B73AH	U243	9/16	#52	
11660	SLEEVE COMPRESSION	4/0	B74AH	U694	11/16	#60/62	
12998	THREADED-UNSHROUDED	#2	B73AH	U165	9/16	#52	
12999	THREADED-UNSHROUDED	1/0	B73AH	U166	5/8-1	#58H	
13000	THREADED-UNSHROUDED	2/0	B74AH	U166	11/16	#60/62	
13001	THREADED-UNSHROUDED	4/0		U168	15/16	#71H	Z-11
13100	THREADED-UNSHROUDED W/FLAT	#2	B73AH	U165	9/16	#52	
13101	THREADED-UNSHROUDED W/FLAT	1/0	B73AH	U166	5/8-1	#58H	
13102	THREADED-UNSHROUDED W/FLAT	2/0	B74AH	U166	11/16	#60/62	
13103	THREADED-UNSHROUDED W/FLAT	4/0		U168	15/16	#71H	Z-11
P30244	PLUG - UNSHROUDED	#2	B73AH	U165	9/16	#52	
P30245	PLUG - UNSHROUDED	1/0	B73AH	U166	5/8-1	#58H	
P30246	PLUG - UNSHROUDED	2/0	B74AH	U166	11/16	#60/62	
P30247	PLUG - UNSHROUDED	4/0		U168	15/16	#71H	Z-11
P30916	PLUG - UNSHROUDED W/FLAT & THREADED HOLE	1/0	B73AH	U166	5/8-1	#58H	
P30917	PLUG - UNSHROUDED W/FLAT & THREADED HOLE	2/0	B74AH	U166	11/16	#60/62	

**GROUND CLUSTER BARS AND SUPPORTS**

- Provides protection for operating personnel during grounding procedures and practices
- All ground clusters and supports utilize an adjustable chain tightener with 36" of chain
- Compact aluminum alloy cluster bar is 5/8" diameter. Bar accepts both "C" and duckbill type ground clamps. Tested for 43KA@ 15 Cycles.
- Aluminum base with a 5/8" diameter solid copper alloy bar. Bar accepts both "C" and duckbill type ground clamps. Copper bar will hold up to four clamps. Tested for 43KA@ 15 Cycles.


CAT NO	DESCRIPTION	LBS
6767	COMPACT CLUSTER BAR	6.8
6754	ALUMINUM BASE CLUSTER BAR	8.0



**4-WAY CABLE SPLICES FOR THREADED TERMINATIONS**

- Used for connecting ground cables together
- Four terminal positions
- Terminals are tapped for use with 5/8-11 NC threaded grounding ferrules
- Aluminum alloy
- Both splices have cable stress relief to provide additional support to the cable to ferrule connection
- Tested at 43KA@ 15 Cycles

CAT NO	DESCRIPTION	LBS
6724-1	FOUR WAY CABLE SPLICE	0.8
6724-4	FOUR WAY CABLE SPLICE	0.8



**4-WAY CABLE SPLICE FOR BOLTED TERMINATIONS**

- Used for connecting ground cables together
- Four way cable splice
- 2/0 cable maximum
- Tested at 28,900 Amps for 15 Cycles
- Bronze alloy


CAT NO	DESCRIPTION	LBS
5755-6	GROUND CABLE SPLICE	3.0



**GROUND CABLE SPLICE**

- Used for connecting two ground cables together
- 4/0 cable maximum
- Aluminum alloy
- Tested at 43KA@ 15 Cycles

CAT NO	DESCRIPTION	LBS
12423	GROUND CABLE SPLICE	1.0





4370



**SCREW GROUND ROD**

- 5/8" diameter copper weld rod
- 12" bronze handle
- 74" overall length

CAT NO	DESCRIPTION	LBS
4370	SCREW GROUND ROD	6.1



9738

**STRINGING GROUND**

- Adjustable stringing ground accepts conductors from 6 SOL-795 ACSR
- Self lubricating rollers
- Aluminum alloy
- Tested to 19KA
- Accepts 1/0 ground cable

CAT NO	DESCRIPTION	LBS
9738	STRINGING GROUND	3.2



13190-1



13210

**HANGER STUDS**

- Makes installation of ground jumpers safe and easy
- Hanger studs are ordered as optional equipment with ground clamps, see specific ordering information below


CAT NO	DESCRIPTION	LBS
13190-1	HANGER STUD FITS THREADED TERMINAL TYPE CLAMPS	0.4
13210	HANGER STUD FITS ALL CLAMPS	0.4



DISTRIBUTION / SUB TRANSMISSION GROUNDING SET

- Factory assembled and can be used on a three phase wye or delta system
- The grounding set provides jumper lengths adequate for crossarm construction and armless (narrow profile) construction
- The grounding set includes a grounding cluster bar which enables the user to provide “single point” grounding
- Conductor Range - ground set can be used on No. 6 solid (.16 O.D.) through 1,033 MCM ACSR (1.5” O.D.)
- Grounding Jumpers - jumpers are assembled with bright yellow neoprene jacketed copper grounding cable. This ground cable is very flexible in cold weather.
- Fault Current Rating - grounding sets can be ordered with proper cable size to match customers fault current needs
- For special order configurations, contact factory

ITEM	QUANTITY	DESCRIPTION
A	10	21575 - GROUND CLAMP
B	10	THREADED FERRULE
C	1	6767 - GROUNDING CLUSTER BAR
D	1	4370 - SCREW GROUND ROD
E	3 CABLES 6’ LONG 1 CABLE 12’ LONG 1 CABLE 30’ LONG	YELLOW JACKETED GROUNDING CABLE
F	3	13190-1 - HANGER STUDS




CAT NO	DESCRIPTION	FAULT CURRENT RATING	LBS
6870	GROUNDING SET WITH #2 CABLE	14,500 AMPS - 15 CYCLES	47
6871	GROUNDING SET WITH 1/0 CABLE	21,000 AMPS - 15 CYCLES	56
6872	GROUNDING SET WITH 2/0 CABLE	27,000 AMPS - 15 CYCLES	62
6873	GROUNDING SET WITH 4/0 CABLE	43,000 AMPS - 15 CYCLES	77
7254	STORAGE BAG FOR GROUNDING SET		2



## CAPACITOR DISCHARGE TOOL

- The capacitor discharge tool is designed to safely drain the capacitive charge after the circuit is de-energized
- An optional add on resistor to limit discharge current is available
- Factory assembled to include the following components: Fiberglass Pole with hand guard, 1/4" Stainless Steel Hook with a 1 3/4" opening, Rubber Tool Holder, #2 Str. Copper Grounding Cable with safety yellow neoprene jacket, 2 hole Tin Plated Copper Lug is terminated on one end with a heat shrink sleeve
- For Custom Build - Contact factory with required clamp, length of fiberglass pole and required length of grounding cable for a part number


CAT NO	DESCRIPTION	LBS
CUSTOM BUILD	CAPACITOR DISCHARGE TOOL FOR CUSTOM BUILD - CONTACT FACTORY	
1004	DISCHARGE TOOL - 2' FIBERGLASS POLE WITH 6' GROUNDING LEAD (CLAMP NOT INCLUDED)	2.7
6753	ADD ON RESISTOR - RATED AT 10KV, 10 MEGOHM	0.7
P30128	REPLACEMENT RUBBER TOOL HOLDER	0.1



## ELECTRO STATIC PRECIPITATOR GROUNDING TOOL


- Designed to safely remove the static charge after de-energizing for service work
- Grounding tool is factory assembled to include the following components: Brass alloy "U" shaped hook to engage precipitator plates, Fiberglass pole for installation, #2 Str. Copper Grounding Cable with safety yellow neoprene jacket, Ground Clamp
- For Custom Build - Contact factory with required clamp, length of fiberglass pole and required length of grounding cable for a part number

CAT NO	DESCRIPTION	LBS
CUSTOM BUILD	ELECTRO STATIC PRECIPITATOR GROUNDING TOOL FOR CUSTOM BUILD - CONTACT FACTORY	
6768	ELECTRO STATIC PRECIPITATOR GROUNDING TOOL 4' FIBERGLASS POLE, WITH 6' GROUNDING LEAD, AND C-HEAD GROUND CLAMP MODEL 21575	10.0



**TRUCK GROUNDING REEL (SPRING RETRACTABLE)**

- Two models available to ensure adequate cable lengths to meet truck grounding requirements small or large.
- Compact design grounding reels provide an efficient and positive means to ground trucks working on or near energized lines.
- Grounding reels have been tested for maximum fault current rating and can be tested without removing from the truck.
- The ground connection from reel to the vehicle is made during the initial installation.
- Reels are designed to be bolted to the vehicle so they can be removed easily for transfer to new trucks.
- Spring rewind drum for controlled payout and take up.
- 4 way cable guide rollers allow for one man operation and prevents excessive wear on the ground cable.
- Weather tight construction to prevent corrosion.
- All cataloged ground reels with factory installed cables include a 6' length of 2/0 ground cable to connect the reel to the truck. Item A30205, a 4 way bronze tee connector is provided to connect one end of the cable to the ground stud on the reel. The other end must be connected to the truck frame by a suitable means.



CAT NO	DESCRIPTION	LBS
21362	RETRACTABLE GROUNDING REEL ONLY TESTED TO 27KA@ 15 CYCLES	32
21363	21362 REEL WITH 40' OF #2 YELLOW GROUND CABLE FACTORY INSTALLED AND 21307 BRONZE CLAMP ONE END	47
21364	21362 REEL WITH 40' OF 1/0 YELLOW GROUND CABLE FACTORY INSTALLED AND 21307 BRONZE CLAMP ONE END	53
21365	21362 REEL WITH 40' OF 2/0 YELLOW GROUND CABLE FACTORY INSTALLED WITH 21307 BRONZE CLAMP ONE END	57
21366	LARGE RETRACTABLE GROUNDING REEL ONLY TESTED TO 43KA@ 15 CYCLES	83
21373	21362 REEL WITH 50' OF #2 YELLOW GROUND CABLE FACTORY INSTALLED WITH 21307 BRONZE CLAMP ONE END	50
21374	21362 REEL WITH 50' OF 1/0 YELLOW GROUND CABLE FACTORY INSTALLED WITH 21307 BRONZE CLAMP ONE END	57
21375	21362 REEL WITH 50' OF 2/0 YELLOW GROUND CABLE FACTORY INSTALLED WITH 21307 BRONZE CLAMP ONE END	62
A30205	4 WAY BRONZE TEE CONNECTOR	1.3
01-029	COVER, YELLOW VINYL, FOR 21362 REEL	2.0
01-030	COVER, YELLOW VINYL, FOR 21366 REEL	2.5
FOR CUSTOM CABLE LENGTHS AND CLAMP CHANGES, CONTACT FACTORY FOR ASSISTANCE.		

**URD TRANSFORMER GROUNDING SET - 15KV**

- For use on deadfront transformers and switch gear
- Provides safe grounding of circuits

CAT NO	DESCRIPTION	LBS
6716	GROUNDING SET - WITH 1 CABLE - 6' 1/0 GROUND CABLE FLAT JAW CLAMP 9153	6.3
6717	THREE PHASE URD GROUNDING SET - WITH 3 CABLES - 6' 1/0 GROUND CABLE TERMINAL BLOCK FLAT JAW CLAMP 9153 RATED 10KA@10 CYCLES	18.0
6718	THREE PHASE LIVE FRONT GROUNDING SET - WITH 3 CABLES - 6' 2/0 GROUND CABLE TERMINAL BLOCK GROUND CLAMPS 21575 RATED 27KA@15 CYCLES	18.0


FOR LENGTHS NOT LISTED, OR FOR OTHER CLAMP CONFIGURATIONS, PLEASE CONTACT FACTORY FOR ASSISTANCE

**URD TRANSFORMER GROUNDING SET - 25KV/35KV**

- For use on deadfront transformers and switch gear
- Provides safe grounding of circuits
- Rating 10KA for 10 cycles
- Ground set can be used on 25KV OR 35KV 200 Amp load break bushings which are designated ANS/IEEE 386-1977
- 35KV fits small interface only

CAT NO	DESCRIPTION	LBS
6776	GROUNDING SET - WITH 1 CABLE 6' 1/0 GROUNDING CABLE FLAT JAW CLAMP 9153	7.6
6777	THREE PHASE URD GROUNDING SET - WITH 3 CABLES - 6' 1/0 GROUND CABLE TERMINAL BLOCK FLAT JAW CLAMP 9153	32.2
01-4007	STORAGE BAG FITS BOTH 15KV, 25KV, AND 35KV GROUND SETS	1.9
7254	DRAW STRING BAG - 25" X 28"	1.7

FOR LENGTHS NOT LISTED, OR FOR OTHER CLAMP CONFIGURATIONS, PLEASE CONTACT FACTORY FOR ASSISTANCE



01-4007



GROUNDING PARKING STAND ASSEMBLIES - 15KV

- For padmount transformer applications
- Pre-Assembled
- All assemblies utilize 6' of 1/0 yellow ground cable
- Versatility of the ferrule termination, (threaded or non-threaded) allows for the selection of a wide variety of ground clamps
- Lug termination on the bushing and the ferrule termination are both sealed with heat shrink, which prevents the entry of moisture into the connection, plus provides added stress relief to the termination
- All assemblies are fault current rated at 10KA for 10 cycles
- To order a grounded parking stand plus a ground clamp, place a (-) behind the parking stand number then your ground clamp number - Example: 6771-21575

CAT NO	DESCRIPTION	LBS	CASE
6771	15KV GROUNDED PARKING STAND WITH THREADED FERRULE	5.5	01-4007 OR 7254
6772	15KV GROUNDED PARKING STAND WITH PLUG TERMINAL FERRULE	5.5	01-4007 OR 7254



6771

6772






6715

10378

**URD SPIKING CLAMP**

- Ensures cable is de-energized before cutting
- 2 styles available
- Aluminum alloy
- Replacement drill bit available
- The spiking clamp with drill bit, drills easily into cable. Takes half the torque to spike the cable than other spiking clamps on the market.

CAT NO	DESCRIPTION	LBS
6715	SPIKING CLAMP WITH DRILL BIT ACCOMMODATES 2 1/4" O.D. CABLE FOR BOLTED STYLE FERRULES	2.1
10378	SPIKING CLAMP WITH DRILL BIT ACCOMMODATES 2" O.D. CABLE FOR THREADED STYLE FERRULES	1.8
P31472	REPLACEMENT DRILL BIT	0.1



A10015

**URD SWITCH TERMINAL GROUND CLAMP**

- The ground clamp fits the upper and lower fuse terminal bracket and is installed with a shotgun stick. Clamp securely locks in position in lower fuse mounting bracket. 5/16-18 silicone bronze machine bolt and lock washer is supplied to accommodate lug and cable assemblies. Lug is not included.
- Tested at 10KA@10 cycles.


CAT NO	DESCRIPTION	LBS
A10015	URD SWITCH TERMINAL GROUND CLAMP	1.6
P30351	1 HOLE LUG FOR #2 CABLE	0.1

**GROUND MAT**


- The portable protective ground mat provides a method for workers to establish an equal potential zone for multiple grounding applications. The ground mat is manufactured of vinyl polyester fabric, with high ampacity, tinned-copper braid sewn into a grid pattern. The braided copper on the grid connects to a six inch termination stud on the corner of the mat. The ground mat is then bonded to the equipment being worked on by using a safe and reliable ground cable assembly.
- Three sizes available
- Bond multiple mats together
- Two materials available, standard yellow and black anti-skid
- Easy to store
- Reversible
- Easy to clean with standard hose pressure or a power washer (allow to dry before storing)

	CAT NO	DESCRIPTION	LBS
STANDARD MAT	6610	YELLOW - 58" X 58" PROTECTIVE GROUND MAT	5
	6615	YELLOW - 58" X 120" PROTECTIVE GROUND MAT	10
	6620	YELLOW - 120" X 120" PROTECTIVE GROUND MAT	20
ANTI-SKID MAT	6610-NS	BLACK - 58" X 58" PROTECTIVE GROUND MAT	5
	6615-NS	BLACK - 58" X 120" PROTECTIVE GROUND MAT	10
	6620-NS	BLACK - 120" X 120" PROTECTIVE GROUND MAT	20

TO PURCHASE GROUND MATS WITH A CONNECTOR FOR BONDING MULTIPLE MATS TOGETHER, ADD -C TO THE CATALOG NUMBER



6610

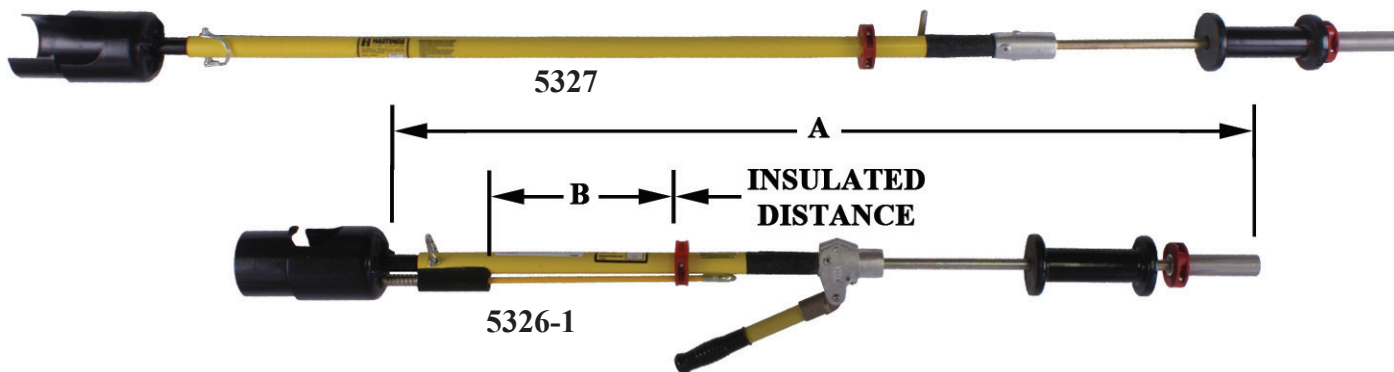


6610-NS



## IMPACT STYLE ELBOW PULLER

- Designed to provide operating personnel a tool for safely removing and installing elbows on transformers and switch gear
- Positive latch fiberglass operating rod is spring loaded and locks the gripper securely to the elbow by rotating the tool to the right. This positive latch feature allows the operator to position the elbow in either direction once the elbow is pulled without loosening its grip. After the elbow is positioned in its proper place, the gripper is released by pulling the operating rod towards the operator and rotating to the left.
- Slide handle is used to impact elbow away from bushing. The slide weight can also be utilized to “seat” the elbow in its normal position by impacting the slide handle towards the elbow. The slide handle weighs 5 pounds and is plastisol coated. Painted grit is used on hand area to provide positive grip.
- The elbow puller can be ordered with a torque handle feature factory installed. This feature allows the operator an opportunity to break the seal between the elbow and bushing insert before attempting to remove the elbow. Handle is spring loaded for storage purposes. Grippers are not included.



CAT NO	DESCRIPTION	DIMENSIONAL REFERENCE		LBS	CASE
		A*	B		
5326	4' ELBOW PULLER W/O GRIPPER	48 1/2"	11 1/2"	10.0	01-016
5327	6' ELBOW PULLER W/O GRIPPER	72"	36"	10.5	05-821
5328	8' ELBOW PULLER W/O GRIPPER	96"	59 1/2"	11.0	05-822
5326-1	4' ELBOW PULLER W/TORQUE HANDLE	48 1/2"	11 1/2"	11.0	01-016
5327-1	6' ELBOW PULLER W/TORQUE HANDLE	72"	36"	12.0	05-821
5328-1	8' ELBOW PULLER W/TORQUE HANDLE	96"	59 1/2"	13.0	05-822

NOTE: RUBBER GLOVES ARE REQUIRED WHEN USING CATALOG NUMBER 5326 OR 5326-1 ON ENERGIZED CIRCUITS

\*DIMENSION A IS SHOWN WITHOUT GRIPPER. OVERALL LENGTH W/GRIPPER VARIES ACCORDING TO GRIPPER WHEN ATTACHED.

## INTERCHANGEABLE GRIPPERS FOR ELBOW TOOLS

CAT NO	DESCRIPTION	LBS
5330	15KV ELBOW GRIPPER	2.6
5331*	25KV ELBOW GRIPPER	3.2
5332**	35KV ELBOW GRIPPER	3.8

\*ALSO FITS ELASTIMOLD 35KV LOADBREAK ELBOW.

\*\*FITS RTE 35KV LOADBREAK ELBOW ONLY.



5331

**PADMOUNT SWITCH STICK**

- When working with the NX sandfuse, the fuse can safely be disengaged by using the special disconnect stick head. Reduces the danger of accidental contact with the upper energized fitting or the cabinet.

CAT NO	DESCRIPTION	LBS
304-P	PADMOUNT SWITCH STICK 1 1/4" DIAMETER X 4' LONG	1.6
306-P	PADMOUNT SWITCH STICK 1 1/4" DIAMETER X 6' LONG	1.9



304-P

**URD ELBOW CONNECTOR TOOL**

- Positive means of handling and positioning load break elbows
- Simple compact design
- Rotating latch feature captures and releases elbow
- Designed to be used with all shotgun or clamp sticks
- Made of heat treated aluminum alloy and is powder coated
- No need to rely on eye, will pull elbow if eye is broken

CAT NO	DESCRIPTION	LBS
13567	15KV ELBOW CONNECTOR TOOL	2.6
10-181*	25KV ELBOW CONNECTOR TOOL	3.2
10-182**	35KV ELBOW CONNECTOR TOOL	3.8

\*ALSO FITS ELASTIMOLD 35KV LOADBREAK ELBOW.  
\*\*FITS RTE 35KV LOADBREAK ELBOW ONLY.



13567



**DUCT RODDERS**

- Fiberglass rod consist of glass fibers impregnated with resin and cross wrapped to form a compact and tightly bound core. It has an outside jacket of tough, durable, smooth plastic to prevent wear, reduce friction and slide easy.
- Three rod sizes available.
- Storage reels are designed for heavy duty use. All reels are constructed from steel tube frame and black powder coated to resist weathering.
- Storage reel - Type A - 15" diameter and will accommodate up to 300' of 3/16" diameter fiberglass rod.
- Storage reel - Type B - available in two sizes: 30" diameter reel for storage of up to 500' of 3/8" diameter fiberglass rod, and 40" diameter reel for storage of up to 1,000' of 7/16" fiberglass rod. Both 30" and 40" reels have adjustable brakes.



**STORAGE REEL "A" TYPE**



**STORAGE REEL "B" TYPE**

CAT NO	ROD O.D. SIZE	ROD LENGTH	REEL TYPE	LBS	REPLACEMENT ROD	
					CAT NO	LBS
12-266	3/16"	200'	A	8	12-266RR	4
12-267	3/16"	250'	A	9	12-267RR	5
12-268	3/16"	300'	A	10	12-268RR	6
12-269	3/8"	300'	B	46	12-269RR	18
12-270	3/8"	400'	B	52	12-270RR	24
12-271	3/8"	500'	B	58	12-271RR	30
12-273	7/16"	500'	B	84	12-273RR	50
12-274	7/16"	600'	B	94	12-274RR	60
12-275	7/16"	800'	B	114	12-275RR	80
12-276	7/16"	1000'	B	134	12-276RR	100

TYPE A DUCT RODDING TOOLS INCLUDE ROD END & PULLING EYE.  
 TYPE B DUCT RODDING TOOLS INCLUDE ROD END, PULLING EYE, AND SWIVEL.



**ROD ENDS**



**CLEVIS ENDS**




**PULLING EYES**



**FLEXIBLE GUIDE HEADS**



**SWIVEL CONNECTORS**



**ROLLER GUIDES**



**DUCT BRUSHES**



**SPLICE CONNECTORS**



**RUBBER GRIP**

DUCT RODDER ACCESSORIES AND REPAIR PARTS			
CAT NO	DESCRIPTION	COMPONENT OF COMPLETE ACCESSORY KIT BELOW	LBS
12-243	ROD END, FEMALE 3/8"		0.2
12-244	ROD END, FEMALE 7/16"		0.2
12-245	ROD END, MALE 3/16"	A	0.1
12-246	ROD END, MALE 3/8"		0.2
12-247	ROD END, MALE 7/16"		0.2
12-248	CLEVIS END, FOR 3/8" AND 7/16" RODDERS	B & C	0.2
12-249	PULLING EYE, FOR 3/16" ROD	A	0.1
12-250	PULLING EYE, FOR 3/8" AND 7/16" ROD	B & C	0.2
12-251	FLEXIBLE GUIDE HEAD, FOR 3/16" ROD	A	0.1
12-252	FLEXIBLE GUIDE HEAD, FOR 3/8" AND 7/16" ROD	B & C	0.4
12-253	SWIVEL CONNECTOR, FOR 3/8" ROD		0.2
12-254	SWIVEL CONNECTOR, FOR 7/16" ROD		0.2
12-255	ROLLER GUIDE, FOR 3/8" AND 7/16" ROD	B & C	0.4
12-256	DUCT BRUSH, 3" DIAMETER		0.9
12-257	DUCT BRUSH, 3 1/2" DIAMETER		0.9
12-258	DUCT BRUSH, 4" DIAMETER		1.0
12-259	SPLICE CONNECTOR, FOR 3/16" ROD	A	0.1
12-260	SPLICE CONNECTOR, FOR 3/8" ROD	B	0.1
12-261	SPLICE CONNECTOR, FOR 7/16" ROD	C	0.1
12-262	ADHESIVE, FOR DUCT ROD REPAIRS	A & B & C	0.1
12-263	RUBBER GRIP, FOR GRASPING ROD FOR REPAIRS	A & B & C	0.2
3/16AK	KIT A, COMPLETE ACCESSORY KIT, FOR 3/16" RODDER		0.5
3/8AK	KIT B, COMPLETE ACCESSORY KIT, FOR 3/8" RODDER		1.5
7/16AK	KIT C, COMPLETE ACCESSORY KIT, FOR 7/16" RODDER		1.5

## MECHANICAL JUMPER CLAMPS

- Two sizes available - 6 solid through 556.5 MCM and 6 solid through 954 ACSR
- Easy to install
- Thrust bearing design provides low friction for tightening clamp
- Bronze clamping rings have serrated contact surface to insure good electrical contact with conductors
- Two styles available...

Yellow handles are made from bright yellow, impact resistant modified polyolefin material

Clear handles are made from a high impact plastic material

- Grip tabs are molded in for easy gripping with rubber gloves
- Conductor clamp is machined from brass alloy
- Rated for 400 amps continuous current maximum rating - this rating is dependent on the rating of the jumper cable used with the clamps

CAT NO	DESCRIPTION	MAIN LINE RANGE		JUMPER CABLE RANGE		LBS
		MAXIMUM	MINIMUM	MAXIMUM	MINIMUM	
13004	MEDIUM RANGE JUMPER CLAMP YELLOW	556-5 MCM OR 477 ACSR	6 SOLID .162 DIA	4/0 15KV*	#2 15KV	1.6
13765	MEDIUM RANGE JUMPER CLAMP CLEAR	556-5 MCM OR 477 ACSR	6 SOLID .162 DIA	4/0 15KV*	#2 15KV	1.6
11000	LARGE RANGE JUMPER CLAMP YELLOW	954 ACSR 36/1	6 SOLID .162 DIA	4/0 15KV 2/0 25KV 1/0 35KV	#2 15KV	2.7
13768	LARGE RANGE JUMPER CLAMP CLEAR	954 ACSR 36/1	6 SOLID .162 DIA	4/0 15KV 2/0 25KV 1/0 35KV	#2 15KV	2.7

\*NOTE: CLAMPS WILL ACCOMMODATE 4/0 STR. 15KV CABLE ONLY IF EPR (ETHYLENE, PROPYLENE RUBBER) INSULATED CABLE IS USED.

\*\*NOTE: IF 35KV CABLE IS REQUIRED LARGE RANGE CLAMPS MUST BE USED.



13004



11000



13765



13768

INSULATED JUMPER CABLE - 15KV, 25KV, 35KV

- 15KV Jumper cable available in four sizes
- Conductive strand shield improves service life, dielectric strength and eliminates internal corona
- Insulation is mold cured from ethylene propylene rubber (EPR) and resists abrasion, heat, moisture, and ultra violet rays
- Flexible at low temperatures
- Copper stranding is extra flexible and alloy coated
- Note: These cables are not intended for use as permanently installed or portable power cable. To avoid possible cable damage and high leakage currents, these cables must be positioned away from grounded surfaces or energized conductors other than those to which they are connected.

	CAT NO	SIZE AWG	STRANDING	RATING AMPS	WEIGHT PER 1,000 FT
15KV	12198	#2	259	200	440 LBS
	12199	1/0	427	250	600 LBS
	12200	2/0	427	300	710 LBS
	12201	4/0	532	400	1,050 LBS
25KV	6874	2/0	427	300	903 LBS
35KV	6859	1/0	427	250	1,130 LBS




12200

JUMPER CABLE FERRULE ASSEMBLES WITH 5/8-11 NC THREADS

- Tin plated copper
- Ferrule has flat side for use with jumper head

CAT NO	CABLE SIZE	LBS
13100	#2	0.3
13101	1/0	0.3
13102	2/0	0.3
13103	4/0	0.4



13102



**15KV FACTORY ASSEMBLED JUMPERS WITH MEDIUM RANGE HEADS - YELLOW**

CAT NO	SIZE AWG	LENGTH	LBS
6727	#2	8'	6.7
6728	#2	10'	7.6
6729	#2	12'	8.5
6730	1/0	8'	8.0
6731	1/0	10'	9.2
6732	1/0	12'	10.4
6733	2/0	8'	8.9
6734	2/0	10'	10.3
6735	2/0	12'	11.7
6736	4/0	8'	11.6
6737	4/0	10'	13.7
6738	4/0	12'	15.8

NOTE: FOR LENGTHS NOT LISTED, CONTACT FACTORY FOR ASSISTANCE.



**6727**

**15KV FACTORY ASSEMBLED JUMPERS WITH MEDIUM RANGE HEADS - CLEAR**

CAT NO	SIZE AWG	LENGTH	LBS
6884	#2	8'	6.7
6885	#2	10'	7.6
6886	#2	12'	8.5
6887	1/0	8'	8.0
6888	1/0	10'	9.2
6889	1/0	12'	10.4
6890	2/0	8'	8.9
6891	2/0	10'	10.3
6892	2/0	12'	11.7
6893	4/0	8'	11.6
6894	4/0	10'	13.7
6895	4/0	12'	15.8

NOTE: FOR LENGTHS NOT LISTED, CONTACT FACTORY FOR ASSISTANCE.



**6893**

**15KV FACTORY ASSEMBLED JUMPERS WITH LARGE RANGE HEADS - YELLOW**

CAT NO	SIZE AWG	LENGTH	LBS
6739	#2	8'	8.9
6740	#2	10'	9.8
6741	#2	12'	10.7
6742	1/0	8'	10.2
6743	1/0	10'	11.4
6744	1/0	12'	12.6
6745	2/0	8'	11.1
6746	2/0	10'	12.5
6747	2/0	12'	13.9
6748	4/0	8'	13.8
6749	4/0	10'	15.9
6750	4/0	12'	18.0

NOTE: FOR LENGTHS NOT LISTED, CONTACT FACTORY FOR ASSISTANCE.

**15KV FACTORY ASSEMBLED JUMPERS WITH LARGE RANGE HEADS - CLEAR**

CAT NO	SIZE AWG	LENGTH	LBS
6901	#2	8'	8.9
6902	#2	10'	9.8
6903	#2	12'	10.7
6904	1/0	8'	10.2
6905	1/0	10'	11.4
6906	1/0	12'	12.6
6907	2/0	8'	11.1
6908	2/0	10'	12.5
6909	2/0	12'	13.9
6910	4/0	8'	13.8
6911	4/0	10'	15.9
6912	4/0	12'	18.0

NOTE: FOR LENGTHS NOT LISTED, CONTACT FACTORY FOR ASSISTANCE.

25KV FACTORY ASSEMBLED JUMPERS WITH MEDIUM RANGE HEADS - CLEAR			
CAT NO	SIZE AWG	LENGTH	LBS
6897	2/0	8'	10.4
6898	2/0	10'	12.2
6899	2/0	12'	14.0
6900	2/0	14'	15.8
NOTE: FOR LENGTHS NOT LISTED, CONTACT FACTORY FOR ASSISTANCE.			

25KV FACTORY ASSEMBLED JUMPERS WITH LARGE RANGE HEADS - YELLOW			
CAT NO	SIZE AWG	LENGTH	LBS
6875	2/0	8'	12.6
6876	2/0	10'	14.4
6877	2/0	12'	16.2
6878	2/0	14'	18.0
NOTE: FOR LENGTHS NOT LISTED, CONTACT FACTORY FOR ASSISTANCE.			

25KV FACTORY ASSEMBLED JUMPERS WITH LARGE RANGE HEADS - CLEAR			
CAT NO	SIZE AWG	LENGTH	LBS
6913	2/0	8'	12.6
6914	2/0	10'	14.4
6915	2/0	12'	16.2
NOTE: FOR LENGTHS NOT LISTED, CONTACT FACTORY FOR ASSISTANCE.			



6875



6913

35KV FACTORY ASSEMBLED JUMPERS WITH LARGE RANGE HEADS - YELLOW			
CAT NO	SIZE AWG	LENGTH	LBS
6860	1/0	8'	14.3
6861	1/0	10'	16.4
6862	1/0	12'	18.6
6863	1/0	14'	20.8
NOTE: FOR LENGTHS NOT LISTED, CONTACT FACTORY FOR ASSISTANCE.			

35KV FACTORY ASSEMBLED JUMPERS WITH LARGE RANGE HEADS - CLEAR			
CAT NO	SIZE AWG	LENGTH	LBS
6916	1/0	8'	14.3
6917	1/0	10'	16.4
6918	1/0	12'	18.6
NOTE: FOR LENGTHS NOT LISTED, CONTACT FACTORY FOR ASSISTANCE.			

**15KV FACTORY ASSEMBLED, INSULATED JUMPERS, WITH GROUND CLAMP ASSEMBLIES**

- Jumpers can be factory assembled and ordered with your choice of ground clamps and cable lengths
- Contact the factory for assistance

**25KV FACTORY ASSEMBLED HOT STICK APPLIED JUMPERS**

- Consists of (2) ground clamps 11190, jumper cable, (2) ferrules 11658 and (1) hanger stud 13210



**6880**

CAT NO	SIZE AWG	LENGTH	LBS
6880	2/0	8'	10.5
6881	2/0	10'	12.3
6882	2/0	12'	14.1
6883	2/0	14'	15.9

NOTE: FOR ADDITIONAL LENGTHS AND CLAMP CHOICES, CONTACT THE FACTORY FOR ASSISTANCE.

**35KV FACTORY ASSEMBLED HOT STICK APPLIED JUMPERS**

- Consists of (2) ground clamps 21575, jumper cable, (2) ferrules 13101 and (1) hanger stud 13190-1



**6864**

CAT NO	SIZE AWG	LENGTH	LBS
6864	1/0	8'	12.0
6865	1/0	10'	14.2
6866	1/0	12'	16.4
6867	1/0	14'	18.6

NOTE: FOR ADDITIONAL LENGTHS AND CLAMP CHOICES, CONTACT THE FACTORY FOR ASSISTANCE

**LOAD PICK UP TOOLS**

- Two models available  
Load Pick Up Tool for installation on a cable assembly (clamp and cable sold separately)  
Load Pick Up Tool with stud to utilize your ready made jumpers
- Both models have a nominal rating of 27KV\*  
Current Rating 300 Amps\*  
Note: While the maximum rating for each model is stated above, the actual rating will be the lesser of these values, or of the rating of the components used with the Load Pick Up Tool. If 15KV jumper cable is being used, the entire assembly will be rated at 15KV. If the jumper cable is less than 2/0 AWG, the current rating will be reduced accordingly.
- Can be installed with a shotgun stick or with rubber gloves, in accordance with your company's safe work practices
- Both tools come completely self contained with cocking tool, firing lanyard, and safety latch
- The head casting is aluminum alloy and also serves as a storage port for the cocking tool
- Clear plastic housing below the head casting allows for quick, easy visual inspection
- Each tool comes complete with an operating and maintenance manual
- Note: Load Pick Up Tools are not load break devices
- Note: For use on 15KV or 25KV systems only


CAT NO	DESCRIPTION	MAIN LINE RANGE		KV RATING	CURRENT RATING	LBS
		MINIMUM	MAXIMUM			
6600	LOAD PICK UP TOOL / CABLE *CLAMP AND CABLE SOLD SEPARATELY	6 SOLID .16 DIAMETER	1033 MCM 1.25 DIAMETER	29.2KV MAXIMUM	300A MAXIMUM	5.9
6605	LOAD PICK UP TOOL / STUD	6 SOLID .16 DIAMETER	1033 MCM 1.25 DIAMETER	29.2KV MAXIMUM	300A MAXIMUM	6.2
01-089	PADDED CARRYING CASE FOR 6605					2.7
CONTACT FACTORY FOR ASSISTANCE IN CONFIGURING A LOAD PICK UP TOOL CABLE ASSEMBLY						






## INSULATED / PROTECTED JUMPERS 15-69KV\*

- 15KV rated cable is encapsulated in a 1 3/4" O.D. fiberglass tube. The fiberglass tube gives added insulation and mechanical protection for jumpering switch gear, reclosers and cutting in double deadends.
- Cable can be removed for inspection and replacement
- Fiberglass hanger brackets allow clamps to be secured for installation and removal of jumper
- Can be installed on wire sizes from 8 solid .120 diameter up to and including 1,033 MCM 1.25 diameter
- \*Ratings - 69KV rating applies to area on fiberglass tube between red bands which are 12" from ends of the tube. 15KV ratings apply outside the red bands. Ratings apply for accidental brush contact only.



CAT NO	DESCRIPTION	SIZE AWG	LBS
6752-1	14' CABLE - 6' TUBE	#2	25
6752-5	16' CABLE - 8' TUBE	#2	27
6752-9	18' CABLE - 10' TUBE	#2	30
6752-2	14' CABLE - 6' TUBE	1/0	27
6752-6	16' CABLE - 8' TUBE	1/0	29
6752-10	18' CABLE - 10' TUBE	1/0	33
6752-3	14' CABLE - 6' TUBE	2/0	30
6752-7	16' CABLE - 8' TUBE	2/0	32
6752-11	18' CABLE - 10' TUBE	2/0	36
6752-4	14' CABLE - 6' TUBE	4/0	34
6752-8	16' CABLE - 8' TUBE	4/0	37
6752-12	18' CABLE - 10' TUBE	4/0	41

NOTE: FOR ADDITIONAL LENGTHS ON TUBE OR CABLE, AND CLAMP CHOICES, CONTACT THE FACTORY FOR ASSISTANCE.



6752-1

**INSULATED JUMPER HOLDERS**

- Designed to provide the lineman safety when installing and removing energized jumpers
- Allows linemen greater control with all jumpering requirements
- Can be installed with all standard shotgun sticks or rubber gloves

CAT NO	DESCRIPTION	MAIN LINE RANGE	LBS
3477	JUMPER HOLDER 12" FIBERGLASS SHAFT 1/2" FIBERGLASS HANGER BAR	6 SOLID - 954 ACSR	1.9
3478	JUMPER HOLDER 24" FIBERGLASS SHAFT 1/2" FIBERGLASS HANGER BAR	6 SOLID - 954 ACSR	2.5
12577	JUMPER HOLDER 15" FIBERGLASS SHAFT 3/8" METAL HANGER BAR	4 SOLID - 636 ACSR	1.7



3477



12577



3484

**COMBINATION JUMPER EXTENDER/JUMPER HOLDER**

- Extends the length of your existing mechanical jumpers
- Non-Conductive fiberglass shaft supports the weight of two jumpers while isolating the connection from other potentials
- 16" Fiberglass shaft
- Solid copper contact bar - 9" long x .625 diameter, exceeds 400 amp continuous current rating
- Eliminates the need for purchasing extra long jumpers - utilize two existing jumpers to double the operating length
- Double use - Can be used as a parking stand or ground jumper holder

CAT NO	DESCRIPTION	LBS
3484	COMBINATION JUMPER EXTENDER/HOLDER	2.75









# 05

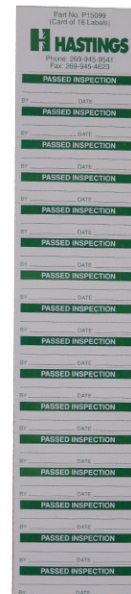
## Instruments

**GROUND / JUMPER ASSEMBLY TESTER**

- This tester is designed to test in-service grounding and jumpering cable assemblies
- Regular periodic use will ensure that jumper assemblies perform as designed for personnel safety
- Tester is completely self contained, portable and sets up in seconds. Any standard 120 volt grounded outlet will provide power to the tester.
- A reference chart is provided for #2, 1/0, 2/0, and 4/0 Str. Cu. cables of specific lengths to determine correct test values
- A built in digital meter allows the operator to easily input the correct voltage specified on the reference chart for various sizes and lengths of cable
- A built in digital ammeter tells the operator if the assembly is in good working condition
- Test electrodes are available to fit a variety of grounding equipment including elbows, grounding bushings, and ball socket clamps
- Maximum voltage output is limited to protect the operator
- Pressure sensitive inspection labels are available to tag cables after testing



7714



P15099



P31347



A30367




A30368



P31340



A30387



A30366

CAT NO	DESCRIPTION	LBS
7714	GROUND/JUMPER TESTER COMPLETE WITH STANDARD ELECTRODE	36.0
P31347	STANDARD TEST ELECTRODE	1.0
A30367	GROUNDING ELBOW TEST ELECTRODE	0.8
A30368	GROUNDING PARKING STAND TEST ELECTRODE	0.5
P31340	TEST ELECTRODE FOR 1 INCH BALL SOCKET DESIGN GROUND CLAMP ASSEMBLY	0.7
A30387	TEST ELECTRODE FOR 20 mm BALL SOCKET DESIGN GROUND CLAMP ASSEMBLY	0.8
A30366	TEST ELECTRODE FOR URD GROUND CLAMP A10015 ASSEMBLY	0.9
P15099	PRESSURE SENSITIVE INSPECTION LABELS - QTY 16 ON PEEL OFF CARD	0.1



7707

**BATTERY POWERED HOT STICK TESTER**

- Sticks can be tested at jobsite if no power is present.
- Test hot sticks wet or dry. The tester has a selector switch for wet or dry testing and a dual range scale which gives the operator leakage current values in micro amps.
- Utilizing a 2,500 volt output, the meter is calibrated to indicate the leakage values that would be present if 75KVAC were applied to a 12” section of the fiberglass tool for the wet test and 100KVAC per foot for the dry test.
- Portable and lightweight for ease of use. The tester is designed to protect the operator while in use.
- The tester comes complete with a padded carrying case and directions for proper use. A test bar is also provided to ensure the tester is working properly.
- Battery Life - estimate 6 hours of continuous testing at 70 degrees.
- Charge Time - estimate 4 hours.
- Bright Digital Display with easy to read Pass/Fail.
- If battery is dead, this can run on standard 110 volt outlet.
- Instruction video on our website [www.hfgp.com](http://www.hfgp.com).

CAT NO	DESCRIPTION	LBS
7707	BATTERY POWERED HOT STICK TESTER COMPLETE WITH CARRYING CASE, TEST BAR AND USB CHARGING CORD	5.3
A30212	TEST BAR	
P31603	REPLACEMENT USB CORD - 10'	

**REGULATOR NEUTRAL DETECTOR**

- The RND insures that the operator has the regulator in its neutral position prior to disconnecting the regulator from the circuit
- Use of the RND eliminates high or low voltages caused by cycling the regulator to the upper or lower limits and then counting steps back to neutral
- Works with step type and induction type regulators
- 0 - 2000 volt range is shown in one volt increments
- Works with all regulators up to and including 34.5KV systems
- No range selector is required
- Digital display with 1/2" tall LCD digits for easy viewing
- Lighted meter for use at night can be switched on by the operator
- 9 volt battery included
- Low battery indicator
- The RND verifies the step indicator has not slipped one step
- A female universal spline allows unit to be attached to all universal hot sticks
- Contact electrodes are knurled to aid in contact with conductors



6709-1

CAT NO	DESCRIPTION	LBS
6709-1	REGULATOR NEUTRAL DETECTOR, COMPLETE WITH CASE, BATTERY, AND INSTRUCTIONS	4.6
A30113	REPLACEMENT CASE	2.4

**AMMETER**

- Designed for use with universal hot sticks.
- Large digital display, numbers are 1" high and 1/2" wide, can be seen 30' to 40' away. Has lighted background for night use.
- For use on low voltage and high voltage lines (tested to 345KV).
- The hold feature captures current readings when applied with telescoping hot sticks from distances.
- 0 - 2000 amp range
- Large digital display, numbers are 1" high and 1/2" wide
- Displays either Hold or Free Run readings
- Accuracy is  $\pm 1\%$
- Wide temperature operation -4°F to 104°F (-20°C to 40°C)
- Snap in and out adapter enables the ammeter to be used on conductors up to 2" O.D.
- Low battery indicator
- Weather proof aluminum housing



6790

CAT NO	DESCRIPTION	LBS
6790	AMMETER COMPLETE WITH PADDED CASE	2.4



7701



7710



**VOLTAGE DETECTOR**

- The live tester is a non-contact voltage detector
- Static discriminator technology exclusive in our Live Tester provides more reliable detection on low voltage ranges, and now means no more false alarms
- Incorporates an all in one universal attachment and a shotgun adapter into the handle
- Electronic touchpad includes 11 range settings from 240v to 230KV and 2 URD settings, 15KV and 25KV
- Includes (3) C cell batteries
- Built in self test function
- High quality beeper
- Water resistant design
- Auto power off
- Operator feedback - both visual and audible
- Low battery indication
- Less than 1 pound

**PROOF TESTER (sold separately)**

- Allows you to make sure the 7701 is working properly when no known voltage is present
- Has a low battery indicator and runs on a 9 volt battery (included)
- Will fit into the same case with your 7701
- Just push the button and hold to test

CAT NO	DESCRIPTION	LBS
7701	VOLTAGE DETECTOR W/CASE	1.0
7710	PROOF TESTER FOR MODEL 7701	0.4

**TRANSFORMER AND CAPACITOR TESTER**

- Utilized to test the condition of transformers and capacitors before placing them into service
- Test new transformers and capacitors, plus trouble shoot in-service units
- Provides operating personnel a safe and reliable method to verify that transformers or capacitors are not shorted or open prior to energizing
- Detects failures in equipment before loading and transporting to the job site
- Eliminates the blowing of cutout fuses to determine the condition of equipment
- Magnetized back allows hands to be free to install and remove cables and clips. Light weight. Has built in push button test feature prior to applying it to equipment. Four bright LED lights signal the condition of the equipment being tested.
- Tester can be used to verify that secondary services are not shorted prior to energizing the transformer
- The T&C tester is powered by a 9 volt battery
- Can be used to -40° C
- Housing is weatherproof, high-impact resistant plastic

6793



CAT NO	DESCRIPTION	LBS
6793	TRANSFORMER AND CAPACITOR TESTER COMPLETE WITH BATTERY, AND CARRYING CASE	1.0

**HOT LINE INDICATOR**

- Designed for both distribution and transmission use
- Both models verify line conditions/voltage prior to use with an audible signal plus flashing lights
- The audible signal is 90 decibels, and banks of red lights flash intermittently to warn the operator of voltage potential
- Both units incorporate a single push button on-switch that is timer oriented and will automatically shut the unit off after a period of inactivity
- Each time the Hot Line Indicator is turned on, each model will run through a pre-programmed test cycle and a green pilot light will remain on, indicating the unit is operating properly
- The distribution model 6701 includes a wide range of pre-set voltage levels (600V, 2000V, 7000V, 11000V), which assist the operator in determining whether full line voltage or a lesser voltage is present
- The transmission model is for voltage ranges from 69KV to 500KV
- Both units include 2" diameter hook for contacting conductor and switch gear. Each unit comes with a universal fitting and must be attached to an approved hot stick or hot line tool before use.
- Includes carrying case
- Operates on 9-volt battery - also included
- Bushing adapters available for 6701. For URD applications.



6701



6780



266

CAT NO	DESCRIPTION	LBS
6701	0-46KV HOT LINE INDICATOR COMPLETE WITH CARRYING CASE, BATTERY, CONDUCTOR HOOK, OPERATING INSTRUCTIONS AND SAFETY GUIDE	3.7
6701-1	SAME AS 6701 EXCEPT WITH A LARGER STORAGE CASE FOR STORING BUSHING ADAPTERS	4.2
266	BUSHING ADAPTER FOR 15KV AND 25KV LOADBREAK BUSHING ALSO ADAPTS TO ELASTIMOLD 35KV BUSHINGS	1.5
267	RTE 35KV BUSHING ADAPTER	1.8
6780	69-500KV TRANSMISSION HOT LINE INDICATOR	3.7

## VOLTAGE PHASING METERS

- 2 Models to choose from - Digital and Analog
- Instrument for measuring overhead and underground voltages.
- Two modes of operation AC and Hi-Pot.
- 0-40KV meter up to 240KV with resistors.
- Automatically adjust voltage display to match resistors if used.
- Hi-Pot mode for testing URD Cable.
- In Hi-Pot mode bar graph marks the peak voltage while cable is being charged.
- Large easy to read digital meter and analog bar graph.
- Digital meter reads to nearest 100 volts.
- Meter has lighted background that can be turned on for use in poor light conditions.
- Meter enclosure made of high quality rugged extruded aluminum.
- Auto shutdown after 40 minutes if no voltage is detected.
- Long battery life from three AA's.
- Auto self test and battery check during start up.
- The coiled, self retracting cable is 16" retracted and 10' when fully extended.
- Units: Include volt meter, conductor hooks, carry case, batteries, and instructions.

CAT NO	DESCRIPTION	LBS
6702	DIGITAL VOLT METER 0-40KV	5.0
6702-A	ANALOG VOLT METER 0-40KV	5.0
6703	PAIR OF EXTENSION RESISTORS FOR USE WITH MODEL 6702	1.3
6702-1	ONE 15/25KV LOADBREAK BUSHING ADAPTER	0.6
6702-3	ONE 35KV LOADBREAK BUSHING ADAPTER	0.5
6702-2	ONE D.C. HIPOT ADAPTER FOR USE UP TO 35KV	0.5
A30395	REPLACEMENT CARRYING CASE	2.1
6711	KIT INCLUDES 6702 WITH CASE, (2) 6' UNIVERSAL FIBERGLASS POLES WITH CARRYING CASE	10.0
6711-A	KIT INCLUDES 6702-A WITH CASE, (2) 6' UNIVERSAL FIBERGLASS POLES WITH CARRYING CASE	10.0

## DIGITAL METER

## ANALOG METER



6702

TOP DISPLAY OF VOLT METERS

6702-A



6702-1



6702-2



6702-3



6703






**EXTENDED VOLTAGE RANGES FOR PHASING METERS**  
 May be used on higher voltages with additional pairs of extension resistors. These extension resistors must be used in pairs to increase the voltage range.

NUMBER OF RESISTOR PAIRS	RANGE
0	40KV
1	80KV
2	120KV
3	160KV
4	200KV
5	240KV

**D.C. HIPOT ADAPTER**

- The D.C. HiPot adapter is an encapsulated high voltage rectifier for use on the phase tell meters 6702/6706. When used in conjunction with the phase tell it will enable the operator to perform the following tests on systems up to and including 35KV phase to phase:
  - Test sections of underground cable to determine the integrity of insulation, i.e., failed cables.
  - Determine if all grounds have been removed after completion of working on a de-energized underground system.
- The HiPot adapter housing is fiberglass, 13” in length. A bell shaped female end allows it to be coupled to the end of the phase tell after the conductor hook is removed. The appropriate URD bushing adapter can then be installed on the other end of the HiPot adapter .

CAT NO	DESCRIPTION	LBS
6702-2	D.C. HIPOT ADAPTER	0.5
INSTRUCTIONAL VIDEO AVAILABLE UPON REQUEST		



**FOR REFERENCE ONLY-TYPICAL D.C. HIPOT ADAPTER FOR TESTING CABLE**



**FAULT INDICATORS**

- Fault indicators are used to detect fault location on overhead distribution systems
- Manual reset
- Four trip ratings available
- Bright red indicator for easy visual sighting
- Installation - indicators can be installed with conventional shotgun stick, or can be installed from the ground using a telescopic stick and the installing tool 10-141
- Weatherproof - indicators are hermetically sealed
- Indicators can be used on all primary voltages and are reset with magnet
- Conductor Range - Indicators can be installed on conductors up to 1 1/2” maximum diameter
- Accuracy is ± 10% of trip rating

CAT NO	DESCRIPTION	LBS
21361	100 AMP FAULT INDICATOR	0.5
21358	200 AMP FAULT INDICATOR	0.5
21359	450 AMP FAULT INDICATOR	0.5
21360	800 AMP FAULT INDICATOR	0.5
P30306	CARRYING CASE - HOLDS 6 INDICATORS AND RESET MAGNET	1.7
12005	MANUAL RESET MAGNET ONLY	0.3
10-141	INSTALLING TOOL	0.5



**21361**



**10-141**



**P30306**



**12005**

WIRELESS PHASING METER

- The Phase-Tell III is a battery powered, two-piece wireless phasing tool.
- Used to determine phase relationships on three phase power systems, overhead and URD applications. When contact is made with line voltage or elbow test points, the Phase-Tell III units compare transmitted data and then display the results via Red or Green LED lights and differentiated audible signals. Flashing green lights indicate In-Phase. Flashing red lights indicate Out-of-Phase.
- Wireless units communicate up to three hundred feet apart.
- Both units are identical, no need to identify transmitter or receiver.
- Voltage range from URD test points to 500KV.
- Both units confirm the same phase readings.
- Rugged extruded aluminum enclosure.
- Each unit operates on two “AA” batteries, included.
- FCC Compliant.
- Automatic test cycle when placed in the “On” position.
- Auto Shut-Off.
- Includes carrying case and instructions.
- URD bushing adapters and case available.

CAT NO	DESCRIPTION	LBS
6722	PHASE-TELL III, WIRELESS PHASING METER	6.5
266	URD BUSHING WELL ADAPTER	1.5
01-266	PADDED CASE FOR BUSHING ADAPTERS	1.5



6722



266



01-266

**WIRELESS TEMPERATURE PROBE - MODEL 7705**

- The Hastings Wireless Temperature Probe can be used to measure the physical temperature of any energized or de-energized hardware or object, like transformers, conductors, and connectors.
- Intended for primary use with the Hastings Tel-O-Pole Series', the unit can transmit and receive measurements from distances of up to 100 feet (typical).
- Measurements are read by direct contact with the end of the fiberglass probe.
- The direct contact feature eliminates the “emissivity effect” that causes inaccuracies in temp readouts with non-contact sensors or thermal lensed cameras.
- The spring-loaded guide plate helps position the device, while also retracting to allow for measurements to be made on any size round or flat object.
- The LCD Display receiver reads real-time temperatures and allows for the temporary memory storage for up to 3 separate readings.

CAT NO	DESCRIPTION	LBS
7705	WIRELESS TEMPERATURE PROBE INCLUDES TRANSMITTER, RECEIVER, AND CASE	0.5



**TRANSMITTER**



**RECEIVER**










**06**

**Cover Up**

**CROSS ARM GUARD**

- Designed for easy installation and removal
- Rated at 15 KV phase to ground
- Equipped with eye and can be installed with all shotgun hot sticks. Guard is pulled down over arm and slid into proper position.
- Fits distribution and sub transmission arm sizes
- Provides a barrier to prevent tie wires from contacting pins or cross arms
- Sides are slotted so guards can be installed over double arming bolts
- Brush contact only

CAT NO	DESCRIPTION	LBS
12012	CROSS ARM GUARD	2.5

**12012****POLE GUARDS - WRAP AROUND STYLE**


- Designed for easy installation and removal
- Guards are tested at 35KV
- Corrugated design allows unit to be easily opened for installing. Supplied with rubber straps to secure the guard to the pole. Strap can be removed with hot stick.
- Fits poles from 6" to 12" in diameter
- Brush contact only

CAT NO	DESCRIPTION	LBS
11924	2' POLE GUARD	6.0
11926	4' POLE GUARD	12.0
11927	6' POLE GUARD	18.5

**11926**

**LINE GUARDS AND INSULATOR HOODS**

- 15/25 KV
- Designed for easy installation and removal
- Line guards are 4'6" long
- Installation - Guards and hoods are equipped with eye and can be installed with all shotgun hot sticks
- Eyes are adjustable to allow guards to be installed at angles
- Interlocking male and female ends allow as many guards as needed to be installed on conductors
- 15/25 KV - Guards are designed for use on conductor sizes 6 solid through 666.6 26/7 ACSR
- Brush contact only



**12936**

**12936 Interlocked**



**12528**




**12527**

CAT NO	DESCRIPTION	RATING COVERED PHASE TO COVERED PHASE	RATING COVERED PHASE TO GROUND	LBS
12936	15/25 KV LINE GUARD - WITH SHOTGUN EYE	26.4 KV	15.3 KV	4.0
12528	15/25 KV INSULATED HOOD FOR SINGLE PINS	26.4 KV	15.3 KV	2.0
12527	15/25 KV INSULATED HOOD FOR DOUBLE PINS	26.4 KV	15.3 KV	4.0
01-484	STORAGE BAG FOR LINE GUARDS BAG HOLDS 2 GUARDS IN NESTED POSITION			2.0

## LINE GUARDS AND INSULATOR HOODS

- 35 KV, 46 KV, AND 69 KV
- Designed for easy installation and removal
- Line guards are 4' 6" long
- Installation - Guards and hoods are equipped with eye and can be installed with all shotgun sticks
- Guards with 4' fiberglass installing stick are also an option
- Eyes are adjustable to allow installation of guards at angles
- Interlocking male and female ends allow as many guards as needed to be installed on conductors
- Wire Range - Guards are designed to accept all sizes up to and including 1,272 MCM 45/7 ACSR
- Brush contact only



CAT NO	DESCRIPTION	RATING COVERED PHASE TO COVERED PHASE	RATING COVERED PHASE TO GROUND	LBS
6010	35 KV LINE GUARD - WITH SHOTGUN EYE	36.6 KV	21.1 KV	8.0
6011	35 KV LINE GUARD - WITH 4' INSTALLING STICK	36.6 KV	21.1 KV	8.5
9144	35 KV INSULATED HOOD - SINGLE PIN - 22" LONG	*	*	5.0
9770	35 KV INSULATED HOOD - DOUBLE PIN ADJUSTABLE IN 3 LENGTHS - 27" - 32" - 37"	*	*	7.5
6012	46 KV LINE GUARD - WITH SHOTGUN EYE	48.3 KV	27 KV	9.0
6013	46 KV LINE GUARD - WITH 4' INSTALLING STICK	48.3 KV	27 KV	9.5
12000	69 KV LINE GUARD - WITH SHOTGUN EYE	72.5 KV	41.8 KV	9.0
12001	69 KV LINE GUARD - WITH 6' INSTALLING STICK	72.5 KV	41.8 KV	9.5
*SEE NOTES	VOLTAGE RATING 35 KV - IF USED WITH 6010 OR 6011 GUARDS 46 KV - IF USED WITH 6012 OR 6013 GUARDS 69 KV - IF USED WITH 12000 OR 12001 GUARDS			



**LINE GUARDS - POLYETHYLENE**

- Light weight - 1/3 the weight of similar rubber hoses
- Different lengths are available
- Snap together feature with male and female connecting ends
- High visibility yellow color
- Easy to clean - smooth polyethylene surface
- Features a larger I.D. than traditional rubber hoses (1.77 inches compared to 1.25 inches)
- Excellent UV properties
- This product has a black inner layer and yellow outer layer of material, if either layer should wear in such a manner that the color from the opposite layer is visible, the product must be taken out of service.
- Brush contact only

CAT NO	DESCRIPTION	LENGTH	RATING COVERED PHASE TO COVERED PHASE	RATING COVERED PHASE TO GROUND	CLASS	LBS
6050	LINE GUARD	5'	15 KV	8.4 KV	2	1.9
6060	LINE GUARD	6'	15 KV	8.4 KV	2	2.3
6055	LINE GUARD	5'	30 KV	17.3 KV	3	3.8
6065	LINE GUARD	6'	30 KV	17.3 KV	3	4.4



**6050 15kV**




**6055 25kV**




## RUBBER BLANKETS AND ACCESSORIES

- High visibility yellow color allows the user to easily detect contamination, carbon tracking and other harmful damage that has occurred to the blanket
- Available in different sizes
- Cover up overhead or underground

CAT NO	DESCRIPTION	CLASS	TYPE	LBS
6020	RUBBER BLANKET - 36" X 36" - SOLID	2	II	7.3
6020-1	RUBBER BLANKET - 36" X 36" - SLOTTED	2	II	7.3
6020-22	RUBBER BLANKET - 22" X 22" - SOLID	2	II	5.0
6040	RUBBER BLANKET - 36" X 36" - SOLID	4	II	8.3
6040-1	RUBBER BLANKET - 36" X 36" - SLOTTED	4	II	8.3
6040-22	RUBBER BLANKET - 22 X 22" - SOLID	4	II	5.0
6023	BLANKET CANISTER - 7" X 37" - HOLDS 3 BLANKETS			3.4
6026	BLANKET CANISTER - 9" X 37" - HOLDS 6 BLANKETS			6.2
01-070	BLANKET ROLL-UP - FITS 22" X 22" BLANKETS			3.0
01-071	BLANKET ROLL-UP - FITS 36" X 36" BLANKETS			3.8
A30321	BLANKET PIN - PLAIN STYLE			0.3
A30322	BLANKET PIN - HOT STICK STYLE			0.3
01-603	VINYL CASE WITH HANDLE, FLAT STORAGE - HOLDS (6) 22" BLANKETS			2.0
01-604	CANVAS BUCKET BAG			2.0



6020



6020-1



6023



6026



01-604



01-070



A30321

A30322











**07**

**Truck Accessories**

**RECHARGEABLE LANTERNS**

- LED Rechargeable Lantern
  - 3 LEDs and deep dish parabolic reflectors produce a large spot pattern
  - LEDs are impervious to shock with a 50,000 hour lifetime
  - 55,000 candle power spot light
- Standard Rechargeable Lantern
  - 8 Watt spot illumination time 7 hours 20 minutes
  - 50,000 candle power spot light
- Lamps mounted on vertical pivot for 180 degree adjustment
- Lightweight, non-conductive, high impact resistant case
- 6 Volt, 12Ah sealed lead acid battery
- Rechargeable A.C. or D.C. multiple rate charging through rack or direct to lantern. A.C. charge time 15 hours, D.C. charge time 24 hours. Rechargeable up to 500 times
- 5 to 7 year life in stand by applications
- Lantern dimensions 8” long x 5” wide x 12” high
- Comes complete with A.C. and D.C. charger and carrying strap

CAT NO	DESCRIPTION	LBS
10-136	LED LIGHT W/ACCESSORIES AS DESCRIBED ABOVE	7.6
10-137	LIGHT W/ACCESSORIES AS DESCRIBED ABOVE	7.6
138	REPLACEMENT “SPOT” BULB	0.5
139	REPLACEMENT “FLOOD” BULB	0.5
4001300	REPLACEMENT BATTERY	4.8

10-136



10-137

**LIGHT HOLDER**

- Designed to mount to all fiberglass buckets with and without liners
- Holder is dielectric and made from fiberglass and includes the Stream Light charging rack
- Has adjustable clamp bracket and is easy to install and remove
- Allows user to position light for maximum use
- Holder will only work with Rechargeable Lantern sold above
- Rechargeable Lantern sold separately (10-136 and 10-137)

CAT NO	DESCRIPTION	LBS
05-828	LIGHT HOLDER	7.0



05-828

**LED HARD HAT LIGHT**

- (3) Lighting modes by push button sequence
- White LED's 7-hours to 150-hours
- 90 degree tilting head
- Water Resistant
- (3) AAA Alkaline Batteries included
- Comes with hard hat strap and head strap

CAT NO	DESCRIPTION	LBS
10-138	HARD HAT LIGHT WITH RUBBER STRAP	0.3
61003	REPLACEMENT RUBBER STRAP	0.1



10-138



05-824

**TOOL BOARD**

- Designed for easy removal and installation
- Tool board is used with tool hanger hooks - see page 709
- Tool board can be used on curved, square, and rectangle bucket designs
- Each board has a four pocket leather tool pouch, leather knife pouch, nylon loops, and hammer loop
- Utility bag is made from heavy duty cordura
- A wide leather loop is riveted on the top of bag for easy access with rubber gloves

CAT NO	DESCRIPTION	LBS
05-824	TOOL BOARD WITH PAIR OF 10-118 HOOKS	6.0
05-825	TOOL BOARD WITHOUT HOOKS	5.9



05-829

**TOOL BOARD**

- One piece design fits both buckets with and without liners
- Special designed bracket enables the tool boards to be easily installed and removed without tools
- Each board has a four pocket leather tool pouch, leather knife pouch, nylon loops, and hammer loop
- Utility bag is made from heavy duty cordura
- A wide leather loop is riveted on the top of bag for easy access with rubber gloves

CAT NO	DESCRIPTION	LBS
05-829	TOOL BOARD WITH UTILITY BAG	4.6



05-830

**TOOL BOARD WITH SOCKET HOLDER**

- Tool board 05-829 also available with a socket holder
- Holds deep throat sockets from 1/2" to 1"

CAT NO	DESCRIPTION	LBS
05-830	TOOL BOARD WITH SOCKET HOLDER	9.0



05-829-9

**COMBINATION TOOL BOARD AND TOOL TRAY**

- Tool board 05-829 combined with the Tool Tray 05-955
- Separates your hand tools from loose hardware, bolts and connectors
- Creates more storage space without taking up bucket space

CAT NO	DESCRIPTION	LBS
05-829-9	COMBINATION TOOL BOARD AND TOOL TRAY	9.0

**BOOM MOUNTED HOT STICK HOLDER**

- Boom mounted holders are made with durable molded fiberglass
- Ratchet load binders for attachment to the boom
- Will hold four hot sticks 1 1/4" - 2" diameter
- Adapts to square, rectangular, round, and oval booms



**05-1001**



CAT NO	DESCRIPTION	LBS
05-1001	COMPLETE BOOM MOUNTED HOT STICK HOLDER 10" WIDE X 7" HIGH	12.0
A19001	TOOL HOLDER - SLOTTED END	6.0
A19000	TOOL HOLDER - GRIP END	6.0
P30128	INDIVIDUAL RUBBER GRIPS	0.3



HYDRAULIC IMPACT WRENCH AND DRILL HOLSTER

- Attaches to buckets with and without liners
- Holder can be mounted inside or outside
- Top bracket can be moved to either side to enable holder to be used right or left handed
- Two models to choose from
- Two drill bits can be stored in the multi-purpose holder
- Includes velcro hold down strap to keep wrench in place

CAT NO	DESCRIPTION	LBS
05-832	IMPACT WRENCH AND DRILL HOLSTER	2.5
05-831	MULTI-PURPOSE IMPACT WRENCH AND DRILL HOLSTER	5.0
05-834	05-832 WITH EXTRA WIDE 4" BRACKET	2.6
05-833	05-831 WITH EXTRA WIDE 4" BRACKET	5.1
P19157	L-BRACKET FITS 05-831 AND 05-832	1.0
P19189	L-BRACKET FITS 05-833 AND 05-834	1.0

FIBERGLASS BUCKET STEP

- Makes it easier to get into and out of buckets
- The step on surface has an anti-skid material to help prevent foot slippage
- Two models available for buckets with and without liners
- Dimensions - 26" Long x 8 1/2" Wide x 8" Deep

CAT NO	DESCRIPTION	LBS
05-961	BUCKET STEP FOR BUCKETS WITH LINERS	8.0
05-960	BUCKET STEP FOR BUCKETS WITHOUT LINERS	8.0

POLYETHELENE BUCKET STEP

- Makes it easier to get into and out of buckets
- Light weight Polyethylene
- The step on surface has an anti-skid material to help prevent slippage
- Can be used for buckets with or without liners
- Dimensions - 36" Tall x 9" Wide x 8" Deep / Step is 9" W x 7" D

CAT NO	DESCRIPTION	LBS
05-971	BUCKET STEP	8.5

CHAIN SAW SCABBARD

- Designed for gasoline or hydraulic powered chain saws
- Mounts on bucket for quick and easy access
- Provides safe and convenient storage on bucket
- Prevents accidental damage to chain
- Light weight Polyethylene
- Keeps greasy contaminants off truck
- Scabbard is easily removed for inspection and cleaning
- Will accommodate saws with blades up to 36"
- Overall length of scabbard 36" - Opening 3" x 5 3/4"
- Fits buckets with or without liners

CAT NO	DESCRIPTION	LBS
05-909-1	SCABBARD FOR MOUNTING INSIDE BUCKET	8.1
05-910-1	SCABBARD FOR MOUNTING OUTSIDE BUCKET	8.2



05-831



05-832



05-971



05-961



05-910-1

**HOTLINE JUMPER HOLDER**

- Allows linemen to have both hands free for installing the jumper or positioning the bucket
- Jumper can be safely stored without dangling over the side of the bucket
- Fits both buckets with or without liners
- Holders are constructed from strong, fiberglass material
- Dimensions 8" deep x 7 1/2" wide x 14" long

CAT NO	DESCRIPTION	LBS
05-939	HOTLINE JUMPER HOLDER	8.0



**05-939**

**FIBERGLASS TOOL RACK**

- Designed to be mounted inside the bucket for hanging hoists, cutters, blocks, etc.
- Provides quick access to tools
- Eliminates the hazards of leaning and laying tools in the bottom of the bucket
- Tool racks are constructed of strong fiberglass materials with 13/16" diameter fiberglass rod
- Adjustable bracket tightens securely to bucket
- Dimensions 6" deep x 8" wide x 20" long

CAT NO	DESCRIPTION	LBS
05-992	TOOL RACK - FITS BUCKETS WITHOUT LINERS	8.0
05-993	TOOL RACK - FITS BUCKET WITH LINERS	8.0



**05-992**



06-161



01-3318

**AERIAL BASKET RESCUE KIT**

- Provides safe removal of injured personnel from aerial baskets
- Boom strap with special coating to help prevent slipping - 55"
- Small set of 2 sheave blocks with 75' of 3/8" nylon rope
- Waterproof storage container, 6" diameter x 18" long, so that blocks can be stored for quick and easy access



06-165

CAT NO	DESCRIPTION	LBS
06-166	COMPLETE AERIAL BASKET RESCUE KIT	18.5
06-161	RATCHET BOOM STRAP WITH SPECIAL COATING - 55"	4.1
06-165	TWO SHEAVE BLOCKS WITH 75' OF 3/8" NYLON ROPE	4.2
01-3318	CANISTER STORAGE UNIT 6" O.D. X 18" LONG	10.0





**COMPLETE CANISTER - CONTAINER ASSEMBLY**

- Universal mounting brackets for mounting on trucks, fences, etc.
- Constructed of top grade aluminum castings and heavy duty P.V.C. tubing
- The aluminum end cap is designed to open by pulling a captive pin
- Weather-tight storage
- Available with standard or premium brackets




	4" HOT STICK CONTAINERS		6" HOT STICK CONTAINERS	
FT	CAT NO	LBS	CAT NO	LBS
7	01-3250	19	01-3350	22
9	01-3251	23	01-3351	26
11	01-3252	26	01-3352	29
13	01-3253*	29	01-3353	33
15	01-3254*	33	01-3354	37
17	01-3255*	36	01-3355	41
19	01-3256*	39	01-3356	45
21	01-3257*	43	01-3357*	49
23	01-3258*	46	01-3358*	53
25	01-3259*	49	01-3359*	57
27	01-3260*	53	01-3360*	61

\*TUBING HAS A SPLICE JOINT

**CANISTER COMES WITH THE STANDARD BRACKETS, TO ORDER THE CANISTER WITH THE PREMIUM BRACKETS - ADD -P AFTER THE PART NUMBER LISTED ABOVE**

CAT NO	DESCRIPTION	LBS
01-3200-41	FENCE MOUNTING KIT FOR MOUNTING 4" AND 6" CANISTERS	1.0



**PREMIUM BRACKET**



**STANDARD BRACKET**



## CANISTER KITS


Canister kits are manufactured to fit common sizes of schedule 30/40 PVC 4" and 6" pipe, and 6" drain pipe. All kits are designed for easy assembly.

## ALUMINUM LID ASSEMBLY AND END CAPS

- Kit consists of lid assembly, end cap, and 2 mounting brackets, adhesive kit, required mounting hardware and instructions. The same kit is available with premium brackets in place of the standard brackets.
- Latch pin is a captive component and is easily operated by a pull or push motion
- Latch pin hinge is stainless steel
- Water and dust proof seal



**01-3400**



**PREMIUM BRACKETS**

SIZE	CAT NO	DESCRIPTION	LBS
4"	01-3200	STANDARD ALUMINUM KIT - FITS 4 1/2" O.D. SCHEDULE 30/40 PVC	6.5
6"	01-3300	STANDARD ALUMINUM KIT - FITS 6 1/4" O.D. PVC DRAIN PIPE	8.5
6"	01-3400	STANDARD ALUMINUM KIT - FITS 6 5/8" O.D. SCHEDULE 30/40 PVC	8.5
4"	01-3200-P	PREMIUM ALUMINUM KIT - FITS 4 1/2" O.D. SCHEDULE 30/40 PVC	6.5
6"	01-3300-P	PREMIUM ALUMINUM KIT - FITS 6 1/4" O.D. PVC DRAIN PIPE	8.5
6"	01-3400-P	PREMIUM ALUMINUM KIT - FITS 6 5/8" O.D. SCHEDULE 30/40 PVC	8.5
4"	01-3200-25	EXTRA MOUNTING BRACKET FOR STANDARD 4" KIT	1.2
6"	01-3300-25	EXTRA MOUNTING BRACKET FOR STANDARD 6 1/4" KIT OR 6 5/8" KIT	1.8
4"	01-3200-25-P	EXTRA MOUNTING BRACKET FOR PREMIUM 4" KIT	1.2
6"	01-3300-25-P	EXTRA MOUNTING BRACKET FOR PREMIUM 6 1/4" KIT	1.8
6"	01-3400-25-P	EXTRA MOUNTING BRACKET FOR PREMIUM 6 5/8" KIT	1.8
4" / 6"	01-3200-41	FENCE MOUNTING KIT FOR STANDARD CANISTER CONTAINER KITS	1.0
4" / 6"	01-3200-41-P	FENCE MOUNTING KIT FOR PREMIUM CANISTER CONTAINER KITS	1.0

**EXTRA DEEP TOOL TRAY**

- Light weight Polyethelene
- Outside mount
- Fits buckets with and without liners
- Dimensions - 24" deep x 6 1/2" wide x 17" long

CAT NO	DESCRIPTION	LBS
05-919-1	EXTRA DEEP TOOL TRAY	17.0



05-919-1

**OUTSIDE TOOL TRAY**

- Compact
- Light weight Polyethene
- Outside mount
- Ideal for connectors, bolts, and nuts
- Fits buckets with and without liners

CAT NO	DESCRIPTION	SIZE	LBS
05-951	OUTSIDE TOOL TRAY	7 1/2" deep x 6" wide x 14" long	8.0
05-955	OUTSIDE TOOL TRAY	7 1/2" deep x 6" wide x 20" long	10.0



05-951

**INSIDE - OUTSIDE TOOL TRAY**

- Light weight Polyethelene
- Hangs on either outside or inside of bucket using standard hanger hooks (not included) \*See page 709 for hooks
- Dimensions - 7 1/2" deep x 6" wide x 14" long

CAT NO	DESCRIPTION	LBS
05-918-1	INSIDE - OUTSIDE TOOL TRAY	3.8



05-918-1

**FIBERGLASS SOCKET HOLDER**

- Holds set of deep well sockets from 1/2" to 1"
- Helps expedite work by storing sockets for quick access
- Heavy duty construction, can be stored and left inside the bucket
- Can also be ordered attached to 05-830 tool board
- Dimensions - 11 1/2" long x 2" deep x 2" wide

CAT NO	DESCRIPTION	LBS
05-977	SOCKET HOLDER - FITS BUCKETS WITH LINERS	3.5
05-976	SOCKET HOLDER - FITS BUCKETS WITHOUT LINERS	3.5



05-977




10-118

POLYMER BUCKET HOOKS

- For use with tool trays, tool boards, or storage bags
- Capable of holding 200 lbs. at -60°F

CAT NO	DESCRIPTION	LBS
10-118	BUCKET HOOKS 1 PAIR 3/4" DIAMETER	0.6



05-947

POLYMER BUCKET HOOKS

- For buckets with large lips
- Strong, non-conductive hook
- Designed with 3 1/8" opening

CAT NO	DESCRIPTION	LBS
05-947	BUCKET HOOKS 1 PAIR 5/8" DIAMETER	0.7



10-148

PVC HOOKS FOR LINEHOSE BAGS

- Strong, non-conductive hook

CAT NO	DESCRIPTION	LBS
10-148	BUCKET HOOKS 1 PAIR	0.7



10-005

PVC HANGER HOOKS

- Designed with a large radius
- Strong, non-conductive hook

CAT NO	DESCRIPTION	LBS
10-005	HANGER HOOKS 1 PAIR 5/8" DIAMETER	0.7
10-000	HANGER HOOKS 1 PAIR 3/4" DIAMETER	0.9
10-126	HANGER HOOKS 1 PAIR 5/8" DIAMETER FOR EXTRA WIDE BUCKET LIPS	0.7

**TUFF WRAP TOOL BAGS**

- Made with Heavy Duty Canvas Plastic Wrapped around the canvas
- Heavy duty molded rubber bottom
- Oval Ring stitched inside the canvas at top of bag is solid, non-conductive plastic
- Hanger Hooks not included - \*See page 709 for hooks

5 POCKET TUFF-WRAP BAG		
CAT NO	DESCRIPTION	LBS
05-800	5 POCKET TUFF-WRAP BAG INSIDE POCKETS DIMENSIONS 14" X 7" X 9"	2.5
05-800-1	SAME AS 05-800 INCLUDES STAND OFF SUPPORT BAR	2.8



05-800

14 POCKET TUFF-WRAP BAG		
CAT NO	DESCRIPTION	LBS
05-801	14 POCKET TUFF-WRAP BAG INSIDE POCKETS DIMENSIONS 14" X 7" X 9"	2.8
05-801-1	SAME AS 05-801 INCLUDES STAND OFF SUPPORT BAR	3.0



05-801



05-801-1



05-803

17 POCKET TUFF-WRAP BAG		
CAT NO	DESCRIPTION	LBS
05-803	17 POCKET TUFF-WRAP BAG INSIDE POCKETS WITH STANDOFF SUPPORT BAR DIMENSIONS 16" X 9" X 12"	5.0



DEEP AERIAL TOOL BUCKET		
CAT NO	DESCRIPTION	LBS
05-807	DEEP AERIAL TOOL BUCKET NO POCKETS DIMENSIONS 14" X 7" X 20"	4.5
05-813	DEEP AND WIDE BUCKET NO POCKETS DIMENSIONS 16" X 9" X 20"	5.8



05-807



05-813

COMBINATION AERIAL TOOL BUCKET		
CAT NO	DESCRIPTION	LBS
05-811	COMBINATION BUCKET 5 POCKETS, 1 BIT HOLDER DIMENSIONS 14" X 7" X 20"	4.8



05-811



05-814

COMPRESSION TOOL AERIAL BUCKET		
CAT NO	DESCRIPTION	LBS
05-814	COMPRESSION TOOL AERIAL BUCKET 5 COMPARTMENTS, 1 BIT HOLDER DIMENSIONS 16" X 9" X 20"	8.5





05-808

**LINE HOSE BAG**

- Designed to carry line hose outside of bucket
- Made with heavy duty canvas
- PVC plastic ring stitched in top for easy access
- Canvas covered marine plywood bottom prevents sagging
- Hanger hooks not included - \*See page 709 for hooks

CAT NO	DESCRIPTION	LBS
05-808	HOSE BAG FOR 3' LINE HOSE	2.5
05-809	HOSE BAG FOR 4 1/2' LINE HOSE	3.0
05-810	HOSE BAG FOR 6' LINE HOSE	3.5



05-827

**BUCKET STORAGE BAG**

- Heavy duty yellow vinyl bag for storage of mechanical crimping tools and bolt/cable cutters
- Bottom is reinforced with thick wall vinyl material and is attached with rivets for strength
- Convenient two pocket storage keeps tools within easy reach and expedites work
- Storage bag is used with tool hanger hooks

CAT NO	DESCRIPTION	LBS
05-826	BUCKET STORAGE BAG WITH PAIR OF 10-118 HOOKS	1.7
05-827	BUCKET STORAGE BAG WITHOUT HOOKS	1.5

**POLE WARNING FLAG AND LIGHT**

- 3 Volt LED Light
- Flag and light holders provide high visibility when hauling poles
- Two styles - single or double flag holders
- The double holder can be used with flags and light together
- Light units can be ordered with amber / amber lens or red / amber lens
- Holders attach to pole easily with ratchet / strap binder
- Flag is made with fluorescent orange nylon mesh material, 18" x 18" square
- Flag mast is 1 1/4" O.D. fiberglass
- Light lenses can be rotated on battery box for rear or side markers
- Battery box is molded from high impact resistant plastic
- Light requires 4 D Cell Batteries (not included)
- Light has 3-way switch, constant on - flashing - off



CAT NO	DESCRIPTION	LBS
12-280	SINGLE HOLDER, RATCHET & STRAP, MAST WITH FLAG	2.5
12-281	SINGLE HOLDER, RATCHET & STRAP, RED/AMBER LIGHT	4.0
12-282	DOUBLE HOLDER, RATCHET & STRAP, 2 FLAGS WITH MAST, RED/AMBER LIGHT	5.0
12-283	DOUBLE HOLDER, RATCHET & STRAP, 2 FLAGS WITH MAST	3.5
12-284	DOUBLE HOLDER, RATCHET & STRAP, LIGHT WITH RED/AMBER LENS	4.0
12-285	SINGLE HOLDER, RATCHET & STRAP, AMBER MID-POLE LIGHT	4.0
12-227	SINGLE FLAG, LIGHT HOLDER ONLY WITH RATCHET & STRAP	2.0
12-228	DOUBLE FLAG, LIGHT HOLDER ONLY WITH RATCHET & STRAP	2.5
12-229	FIBERGLASS STAFF WITH FLUORESCENT FLAG	0.5
12-230	LIGHT WITH AMBER/AMBER LENS (BATTERIES NOT INCLUDED)	2.0
12-231	LIGHT WITH RED/AMBER LENS (BATTERIES NOT INCLUDED)	2.0
01-059	STORAGE BAG FOR 1 COMPLETE UNIT	1.0
12-234	REPLACEMENT FLUORESCENT ORANGE FLAG 18" X 18" SQUARE	0.1
12-235	REPLACEMENT FIBERGLASS MAST 1 1/4" DIAMETER X 20 1/2" LONG	0.5
12-236	REPLACEMENT NYLON STRAP 1" WIDE X 54" LONG	0.1
12-237	REPLACEMENT AMBER/AMBER LENS ONLY	0.3
12-238	REPLACEMENT RED/AMBER LENS ONLY	0.3

TRUCK SAFETY BARRICADE

- Barricade can be installed, positioned, or raised and removed in minutes. Just drop in place in pre-located permanently attached steel brackets.
- Fiberglass arm is easily positioned to adjust barricade for proper height above the ground and to compensate for parking on uneven terrain
- Design allows fiberglass arm to be quickly locked in eight different positions
- Arm can be moved to “vertical travel position” when movement of truck for a short distance is required
- All metal components (except steel adapters attached to truck) are stainless steel or aluminum, to reduce corrosion problems from salt atmosphere and winter operations

CAT NO	DESCRIPTION	LBS
6795	TRUCK SAFETY BARRICADE COMPLETE WITH FOUR 4' ARMS - 4 SIGNS - AND 150' OF ROPE	12.0
6796	TRUCK SAFETY BARRICADE COMPLETE WITH FOUR 6' ARMS - 4 SIGNS AND 150' OF ROPE	13.0
6795-1	4' FIBERGLASS ARM ONLY	2.2
6796-1	6' FIBERGLASS ARM ONLY	2.5
3649	150' YELLOW 1/4" POLYPROPYLENE ROPE	2.0
6800	DANGER SIGN - PLASTIC	0.3
01-484	YELLOW VINYL STORAGE BAG FOR 4' ARMS	2.2
01-485	YELLOW VINYL STORAGE BAG FOR 6' ARMS	2.0

STEEL MOUNTING BRACKETS		
CAT NO	DESCRIPTION	LBS
6798-1	UNIVERSAL WELD ON ADAPTER	0.4
6798-2	STEP BUMPER / STAKE BED MOUNT	0.1
6798-3	STAKE BED SIDE BODY MOUNT BRACKET	0.1
6798-4	STAND OFF SIDE BODY MOUNT BRACKET	0.1
6798-5	BUMPER CORNER MOUNT BRACKET	0.1



6800

TELESCOPIC TRUCK BARRICADE ARM WITH RUBBER CUSHION BASE

- Telescopic unit retracts to 39" and extends to 55"
- Rubber cushion base helps prevent breakage in high traffic areas
- Index plate accepts and can be used with all steel mounting brackets above
- Danger signs and rope part numbers provided above


CAT NO	DESCRIPTION	LBS
6929	TELESCOPIC TRUCK BARRICADE ARM ONLY WITH RUBBER CUSHION BASE, INDEX PLATE AND BASE	2.5
A30040	RUBBER CUSHION BASE	0.1
01-484	STORAGE BAG - HOLDS 4 ARMS	2.0



**BARRICADE SYSTEM**

- High visibility barricade system
- Sliding Telescopic Barricade Bar - Yellow/Black or Red/White
- Slides over top of any traffic cone
- Sliding barricade bar is made from nylon and polyethylene material
- Bar telescopes from 51” to 85”
- Snap-On “CAUTION” signs
- Snap-On “DANGER” signs

CAT NO	DESCRIPTION	LBS
6850	SLIDING BARRICADE BAR - YELLOW/BLACK	1.3
6850-1	SLIDING BARRICADE BAR - RED / WHITE	1.3
6840	CONE - ORANGE AND BLACK 36” HIGH	12.5
6851	CAUTION SIGN	0.9
6852	DANGER SIGN	0.9





HOT STICK TRAILER

- 20' Walk In Hot Stick Trailer
- Ramp entry from the rear
- 48" wide door on the curb side
- Hook Ladder Trolley system
- Available with ball hitch or pintle eye hitch
- 5,200 pound tandem axles
- Aluminum wheels with a mounted spare

CAT NO	DESCRIPTION	LBS
2202	20' WALK IN HOT STICK TRAILER	3,780



CHASSIS, FRAME, AND BODY SPECIFICATIONS	
OVERALL DIMENSIONS	LENGTH 23' 6" X WIDTH 8' 6" X HEIGHT 8' 5"
INTERIOR DIMENSIONS	LENGTH 19' 11" X WIDTH 8' 1" X HEIGHT 6' 6"
TONGUE	A-FRAME 54" / 4' 6"
AXLES	TANDEM TORFLEX E-Z LUBE 5,200 LBS EACH
BRAKES	ELECTRIC ON BOTH AXLES
TIRE SIZE	225/75R15D - LOAD RANGE "D"
WHEELS	ALUMINUM STAR CUSTOM WHEELS
HITCH (MUST SPECIFY)	2 5/16" BALL OR 3" PINTLE EYE
HITCH WEIGHT	470 LBS
CURB WEIGHT	3,780 LBS
GVWR	9,990 LBS
EST PAYLOAD CAPACITY	6,210 LBS
REAR OPENING DOOR	RAMP STYLE DOOR - SPRING ASSISTED WIDTH 7' 4" X HEIGHT 6' 6"
EXTERIOR SIDE WALLS	ALUMINUM SIDING .030 WALL THICKNESS
COLOR (MUST SPECIFY)	WHITE - METALLIC GRAY - BLACK (OTHER COLORS AVAILABLE UPON REQUEST)
INTERIOR WALLS	3/8" PLYWOOD
INTERIOR CEILING	WHITE VINYL
INTERIOR FLOOR	3/4" TREATED PLYWOOD
RAMP DOOR / FLOOR	3/4" TREATED PLYWOOD WITH SURE-GRIP ALUMINUM STEPS
ACCESS DOOR (CURB SIDE)	48" WIDE X 72" HIGH
ACCESS DOOR (ROAD SIDE - TOOL BIN)	28" WIDE X 22" HIGH
LIGHTING (ICC APPROVED)	BREAKAWAY KIT, 7-WAY PLUG AND BATTERY
2 5/16" JACK AND FOOT PAD	STANDARD





## TRUCK ACCESSORIES

STANDARD EQUIPMENT	
CEILING AND WALLS	MOUNTED ON STEEL HAT-POST FRAME
FRAME AND FLOOR	100% UNDERCOATED
BEAVER TAIL DESIGN	ALLOWS EXTRA HIGHWAY CLEARANCE AT REAR OF TRAILER
DOME LIGHTS (7)	3 IN EACH AISLE - 1 UP-FRONT CENTER - SWITCH OPERATED
ROOF VENTS (2)	1 IN EACH AISLE
FRONT STORAGE BIN (COVER-UP BOX)	97" X 36" X 24" HIGH (INSIDE AND OUTSIDE ACCESS)
LADDER RACKS UNIQUE TROLLEY DESIGN	HOLDS 4 HOOK LADDERS UP TO 16' LONG
ADJUSTABLE TOOL PEGS (200 UNISTRUT MOUNTED)	LOCATED ON SIDE WALL, FRONT WALL AND BOTH SIDES OF LADDER RACKS
RUBBER TIE DOWN STRAPS	5 - 12" 18 - 18" 18 - 24"
UNIVERSAL TOOL STORAGE RACKS	3 EACH WITH 10 POSITIONS
TOOL BINS (ROAD SIDE)	1 AT 56" LONG X 12" WIDE X 18" HIGH 1 AT 72" LONG X 12" WIDE X 9" HIGH 1 AT 76" LONG X 12" WIDE X 18" HIGH
TOOL BINS (CURB SIDE)	1 AT 56" LONG X 14" WIDE X 18" HIGH 1 AT 72" LONG X 14" WIDE X 9" HIGH 1 AT 23" LONG X 14" WIDE X 18" HIGH
TOOL TRAYS (CURB SIDE)	3 AT 151" LONG X 14" WIDE X 3" DEEP



**SAFETY LANYARD**

- Built in shock absorber reduces the force created in a fall
- Equipped with locking snaps
- Warning flag pops out when approximate force of 600 pounds is exerted

CAT NO	DESCRIPTION	LBS
3856	SAFETY LANYARD WITH BUILT IN SHOCK ABSORBER - 6'	2.0



**3856**

**BOOM STRAP - SINGLE MAN**

- Boom strap is 1 3/4" wide x 4' 2" long

CAT NO	DESCRIPTION	LBS
06-151	BOOM STRAP	1.1



**06-151**

**RATCHET MOUNT BOOM STRAP**

- Alloy steel ratchet attached to heavy duty nylon web strap
- Heavy padding prevents damage between ratchet and boom
- 2" wide strap is equipped with alloy steel "D" ring and leather sheath for holding "D" ring in position to prevent metal contact on boom
- Strap is 2" wide x 4' long

CAT NO	DESCRIPTION	LBS
06-154	RATCHET MOUNT BOOM STRAP	3.5



**06-154**



**BOOM MOUNTED LIFT ARM**

- The boom mounted lift arm can be utilized as a lifting attachment when mounted to derrick trucks and bucket trucks that have lifting capabilities
  - It can be used for changing out poles, cross arms, insulators and mid span lifting requirements
  - The lift arm can be mounted to a square, rectangular, round, or oval boom by ordering the proper boom adapters and blocks
  - The boom mounting assembly features a ratchet which allows the arm to be positioned under load
  - Total movement of arm is 45°
  - Fiberglass arm and mast assembly is 3" O.D. with solid foam core
  - Fiberglass brace is 1 1/2" O.D. with solid foam core
  - Balanced load limit with brace is 1,000 lbs., unbalanced load limit is 200 lbs. per conductor holder
- Note: Rating is based on vertical lift.
- If mast only is used with item 21642 4-way roller or item 12666 4-way roller, the load limit is 500 lbs.
  - Several adapters for mast are available to fit existing jibs on material handling bucket trucks. Contact factory with requirements.



**11686**

**BOOM BRACKET WITH RATCHET ASSEMBLY**

- Fits booms 8" x 8" to 11" x 11"

CAT NO	DESCRIPTION	LBS
11686	BOOM BRACKET WITH RATCHET ASSEMBLY	38.0



**11683**

**MAST ASSEMBLY**

- Mast assembly only with quick detach pin
- 5' x 3" O.D.

CAT NO	DESCRIPTION	LBS
11683	MAST ASSEMBLY	9.3



**13128**

**ARM ASSEMBLIES FOR TRUCKS WITH MATERIAL HANDLERS**

- Additional lengths available upon request

CAT NO	DESCRIPTION	LBS
13128	ARM ASSEMBLY 9' X 3" O.D. ARM WITH 11974 SWIVEL SUPPORT / 12006 BRACE (2) 11387 BRACE CLAMPS / (3) 5034 FOUR WAY ROLLERS	37.0
13129	ARM ASSEMBLY 11' X 3" O.D. ARM WITH 11974 SWIVEL SUPPORT / 12006 BRACE (2) 11387 BRACE CLAMPS / (3) 5034 FOUR WAY ROLLERS	40.0

**ROLLER JIB HEAD**

- For attachment to mast or jib adapters
- Will work with all material handlers
- Will handle up to 1/2" rope
- Load Limit 750 lbs.

CAT NO	DESCRIPTION	LBS
21644	ROLLER JIB HEAD	7.1



21644

**SELF ALIGNING CONDUCTOR HOLDER**

- For attachment to mast or jib adapters
- Opening is 1 1/2"
- Spring loaded latch is hot stick operable
- Load limit 300 lbs.

CAT NO	DESCRIPTION	LBS
21642	SELF ALIGNING CONDUCTOR HOLDER	4.5



21642

12666

**SUPER DUTY CONDUCTOR HOLDER**


- For attachment to mast or jib adapters
- Accepts 2" diameter conductors
- Load limit 500 lbs.

CAT NO	DESCRIPTION	LBS
12666	SUPER DUTY CONDUCTOR HOLDER	11.0

**FOUR WAY CONDUCTOR HOLDER**

- For mounting to 3" O.D. arm
- Opening is 1 1/2"
- Spring loaded latch is hot stick operable
- Load limit 300 lbs.

CAT NO	DESCRIPTION	LBS
5033	FOUR WAY CONDUCTOR HOLDER WITH INSULATOR	5.0
5034	FOUR WAY CONDUCTOR HOLDER ONLY	4.0
A16018	EPOXY INSULATOR FOR ATTACHMENT TO 5034 CONDUCTOR HOLDER - USE OF INSULATOR ALLOWS LIFT ARM TO BE USED ON 34.5KV	1.0



5033

5034

A16018

**BRACE POLE**

- For attachment to arm assembly and mast
- 57" x 1 1/2" O.D.

CAT NO	DESCRIPTION	LBS
12006	BRACE POLE	3.2



12006



11387

**BRACE CLAMP**

- For attachment to brace pole
- Fits 3" O.D. arm and mast assemblies

CAT NO	DESCRIPTION	LBS
11387	BRACE CLAMP	3.1




12603

**METAL SLEEVE ADAPTER**

- Adapts arm assembly and accessories to 2 1/2" I.D. truck jibs

CAT NO	DESCRIPTION	LBS
12603	METAL SLEEVE ADAPTER	4.0



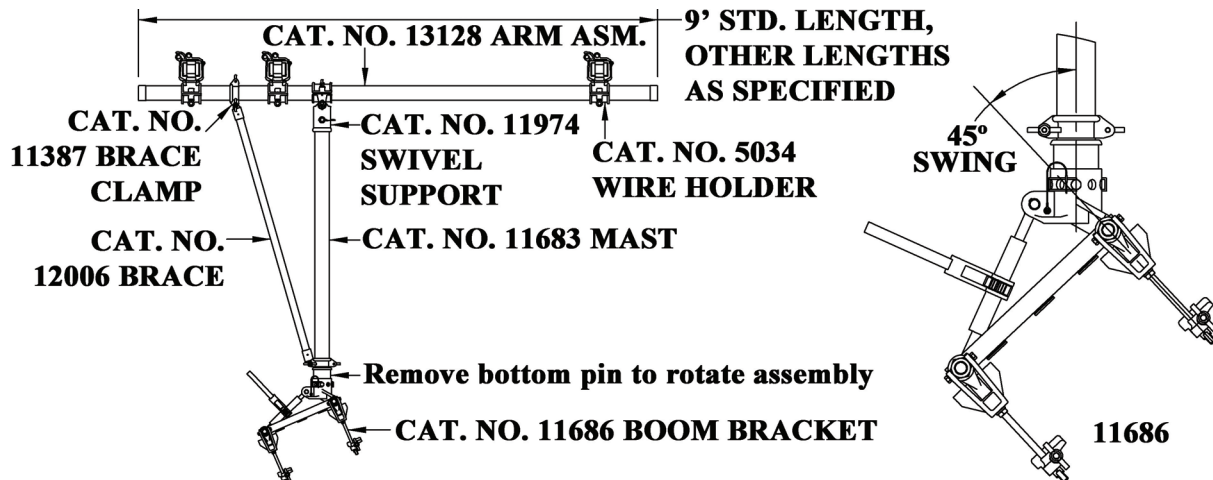
13521

**FIBERGLASS SLEEVE ADAPTER**

- Adapter O.D. is 2.975 and adapts 3" arm assembly and accessories to truck jibs

CAT NO	DESCRIPTION	LBS
13521	FIBERGLASS SLEEVE ADAPTER	3.0

**REFERENCE GUIDE**



**SQUARE JIB ADAPTER**

- For mounting arm assemblies and attachments
- Made from zinc plated steel

CAT NO	DESCRIPTION	LBS
3487	JIB ADAPTER FOR 4" X 4" SQUARE FIBERGLASS JIBS I.D. 4.25" SQUARE	4.0
3479	JIB ADAPTER I.D. 4.1" SQUARE	4.0




3479

**SQUARE JIB BRACE ADAPTER**

- For attaching brace pole to 4" x 4" fiberglass jibs
- Made from aluminum alloy

CAT NO	DESCRIPTION	LBS
3489	SQUARE JIB BRACE POLE ADAPTER FOR 4" X 4" JIBS WITH 1/2" THROUGH PIN	4.5
3456	SQUARE JIB BRACE POLE ADAPTER FOR 4" X 4" JIBS WITH 3/4" THROUGH PIN	4.5



3489

**ROUND JIB ADAPTER**

- For mounting arm assemblies and attachments
- Made from aluminum alloy

CAT NO	DESCRIPTION	LBS
3497	JIB ADAPTER FOR ALTEC JIBS FITS OVER 3" O.D. JIBS - I.D. 3.03"	4.0
12603	JIB ADAPTER O.D. 2.5" - FITS INTO 2.5" I.D. JIB	4.0



3497

**ROUND JIB BRACE ADAPTER**


- For attaching brace pole to round fiberglass jibs or to fit truck jibs
- Allows use of item 12006 brace pole
- Made from aluminum alloy

CAT NO	DESCRIPTION	LBS
13495	BRACE CLAMP FOR JIB DIAMETER 3.8" O.D.	1.5
21401	BRACE CLAMP FOR JIB DIAMETER 5 1/8" O.D.	1.8
3493	BRACE CLAMP FOR JIB DIAMETER 4" O.D.	1.4
3494	BRACE CLAMP FOR JIB DIAMETER 4.25" O.D.	2.4



13495





5044

**EMERGENCY RELEASE LANYARD**

- For use with lift arms and single conductor lift heads
- Allows ground personnel the ability to open conductor holders under emergency conditions
- Easy to install - each lanyard is made with a swivel snap to attach to trip release on conductor holder
- Safe - each lanyard has an 18" solid fiberglass rod at the top end to isolate the rope from line to ground potential
- 1/4" diameter x 30' long poly rope is attached to ring on bottom end of fiberglass rod

CAT NO	DESCRIPTION	LBS
5043	SET OF 3 COMPLETE LANYARDS	3.6
5044	ONE INDIVIDUAL COMPLETE LANYARD	1.2



12969

**ROUND BOOM ADAPTERS**

- Adapters can be ordered as separate accessories with the item 11686 boom bracket so lift arm can be used on round booms
- Note: By installing the proper adapter kit, lift arm assemblies 13128 or 13129 can be utilized on trucks with round booms

CAT NO	DESCRIPTION	LBS
12211	ADAPTER SET TO FIT 8" O.D. ROUND BOOM	18.0
12969	ADAPTER SET TO FIT 9" O.D. ROUND BOOM	19.0
12979	ADAPTER SET TO FIT 10 1/8" O.D. ROUND BOOM	20.0
6725	ADAPTER SET TO FIT 12" O.D. ROUND BOOM	21.0

**CANVAS AND VINYL STORAGE BAGS**

- Designed for safe storage of rubber goods and lineman’s equipment
- Canvas storage bags are made from #6 heavy duty white cotton duck material with double lock stitching for long wear
- Vinyl storage bags are made with yellow heavy duty nylon reinforced vinyl material
- Rust resistant hooks and rivets
- All storage bags have velcro fasteners for easy access and closing



**01-052**



**01-058**

**RUBBER GLOVE STORAGE BAGS**

- All glove bags have a ventilation grommet for air circulation
- Available in both canvas and vinyl materials

CAT NO	DESCRIPTION	LBS
01-050	8" X 15" CANVAS BAG FOR 14" RUBBER GLOVES	0.5
01-051	8" X 17" CANVAS BAG FOR 16" RUBBER GLOVES	0.6
01-052	8" X 19" CANVAS BAG FOR 18" RUBBER GLOVES	0.6
01-055	8" X 17" VINYL BAG FOR 16" RUBBER GLOVES	0.5
01-056	8" X 19" VINYL BAG FOR 18" RUBBER GLOVES	0.6

**COMBINATION GLOVE AND SLEEVE BAG**

- Divider for easy storage of sleeves and gloves
- All units have two ventilation grommets

CAT NO	DESCRIPTION	LBS
01-058	8" X 19" CANVAS BAG FOR SLEEVES AND GLOVES UP TO 18" LONG	1.1
01-059	8" X 19" VINYL BAG FOR SLEEVES AND GLOVES UP TO 18" LONG	1.0



**01-061**



**01-063**

**SLEEVE FORM BAGS**

- Eliminates possible damage to sleeves by folding or rolling
- All bags have dual ventilation

CAT NO	DESCRIPTION	LBS
01-063	CANVAS SLEEVE BAG 12" TAPERED TO 7" X 27"	0.6
01-064	CANVAS SLEEVE BAG 12" TAPERED TO 7" X 29"	0.7
01-066	VINYL SLEEVE BAG 12" TAPERED TO 7" X 29"	0.6

**PADDED PROTECTIVE BAG**

- Lined with thick protective padding to protect meter equipment and more

CAT NO	DESCRIPTION	LBS
01-061	PADDED VINYL BAG 9" WIDE X 16" LONG X 5" DEEP	1.3

**LINE HOSE BAG**

- Provides temporary storage of line hose
- PVC ring stitched in top provides easy access
- Marine plywood stitched in bottom prevents sagging
- Made with heavy duty reinforced cotton canvas
- All bags provided with snap swivel

CAT NO	DESCRIPTION	LBS
01-073	HOSE BAG FOR 3' LINE HOSE 8" X 31"	1.2
01-074	HOSE BAG FOR 4.5' LINE HOSE 8" X 48"	3.2
01-075	HOSE BAG FOR 6' LINE HOSE 8" X 68"	4.6



**01-073**

**LINEMAN'S DRAG BAG**

- Provides storage for climbing tools and personal rubber goods
- Made with heavy duty cotton canvas
- Bottom of bag is protected with wooden runners
- Wide opening for easy access

CAT NO	DESCRIPTION	LBS
01-077	TOOL BAG WITH SIDE POCKET 24" X 7" X 15"	4.8



**01-077**

**LINEMAN'S BELT BAG**

- Provides temporary storage of small tools and hardware
- Made with heavy duty canvas with reinforced double lock stitching
- Provided with two web loops with rings and snaps
- Extra large opening for easy access when wearing rubber gloves

CAT NO	DESCRIPTION	LBS
01-079	BELT BAG 9" X 4" X 9" DEEP	0.5



**01-079**



01-081

**LINEMAN'S TOOL BUCKET**

- Made with heavy duty cotton canvas - double and triple lock stitching
- PVC ring stitched in top retains opening for easy access
- Marine plywood stitched in bottom to maintain shape
- Bags provided with or without safety snap swivels

CAT NO	DESCRIPTION	LBS
01-081	TOOL BUCKET WITH SAFETY SNAP SWIVEL - 12" X 15" DEEP	2.5
01-082	TOOL BUCKET WITHOUT SAFETY SNAP SWIVEL - 12" X 15" DEEP	2.2



01-084

**LINEMAN'S SERVICE BUCKET**

- Made with heavy duty cotton canvas - double and triple lock stitching
- PVC ring stitched in top retains opening for easy access
- Marine plywood stitched in bottom to maintain shape
- Designed with four outside and two inside pockets

CAT NO	DESCRIPTION	LBS
01-084	SERVICE BUCKET WITH SAFETY SNAP - 10 1/2" X 12" DEEP	2.6
01-085	SERVICE BUCKET WITHOUT SAFETY SNAP - 10 1/2" X 12" DEEP	2.3



EX1-271

**MINI-BUCKET**

- Heavy duty cotton canvas
- Ideal for truck dash-board, console or desk

CAT NO	DESCRIPTION	LBS
EX1-271	MINI-BUCKET - 6" DEEP X 4 1/2" DIAMETER	1.1



**BUCKET BARRICADE**

Provides added protection from arcs and flashes while closing cutouts, from oil spray when working around transformers; as a barrier when working in close proximity to energized hardware, and from wind/weather when working in poor conditions.

- Two sizes available 18” and 23” wide
- Fits any bucket
- Available with or without tool board
- Four height adjustments 10”, 16”, 22”, and 28”, just lift and barricade locks in position automatically
- Barricade when stowed is down and out of the way



**⚠ WARNING**

**BUCKET BARRICADE  
CAT. NO. 05-840/05-841**

**Do not use Barricade as a replacement for primary personal protection, arc and blast protection, or any other safety equipment.**

**Any attempt to do so may result in serious injury or death.**

**This Barricade is to be used along with all safety equipment and safe working practices required by your company and OSHA.**

**Hastings Fiber Glass Products, Inc.  
P.O. Box 218; 770 Cook Rd  
Hastings MI 49058**

PATENT NO'S: 7,721,848 / 7,806,231 P15181

CAT NO	DESCRIPTION	LBS
05-840	BUCKET BARRICADE - 18” WIDE	20.0
05-850	BUCKET BARRICADE - 18” WIDE WITHOUT TOOL BOARD	19.0
05-841	BUCKET BARRICADE - 23” WIDE	25.0
05-851	BUCKET BARRICADE - 23” WIDE WITHOUT TOOL BOARD	24.0





**08**

**Rigging & Lifting Equipment**







## LUG-ALL STRAP HOIST

- Small frame web strap hoists
- Lightweight
- Their compact size gives you more elbow room around live wires

MODEL #	CAPACITY	DOUBLE PULL DISTANCE		CAPACITY	SINGLE PULL DISTANCE		STRAP LENGTH	HANDLE LENGTH	LBS
		MIN	MAX		MIN	MAX			
25-A	1-1/2 TON	21"	3'5"	3/4 TON	16"	7'6"	8'	20"	10
25-B	1-1/2 TON	21"	3'5"	3/4 TON	16"	7'6"	8'	22"	10.5
25-HB	1-1/2 TON	24"	3'4"	3/4 TON	18"	7'6"	8'	22"	11
4-B	2 TON	27"	4'1"	1 TON	19"	9'4"	10'	38"	16
4-HB	2 TON	29"	4'	1 TON	20"	9'4"	10'	38"	16.25



## AMH CHAIN HOIST

- Rugged, lightweight and compact
- Steel body construction
- High tensile alloy chain

MODEL #	CAPACITY	LIFT FEET	LBS
F500	1/4 TON	5	4.5
F2250	3/4 TO 1-1/8 TON	5	13.5



**INSULATED TACKLE BLOCKS**

- Designed for all types of hoisting related jobs
- Bodies are made from high impact, dielectric thermoplastic material
- All hooks have full swivel capabilities
- Sheaves are made with fiberglass reinforced nylon material
- Shafts are stainless steel
- Swivel hooks are plated and include hot eye for application with hot sticks

CAT NO	DESCRIPTION	UPPER	LOWER	LBS
11361	BLOCKS ONLY - NO ROPE	2 SHEAVE	2 SHEAVE	6.5
11362	BLOCKS WITH 120' OF 1/2" POLY DACRON ROPE	2 SHEAVE	2 SHEAVE	16.0
11367	BLOCKS ONLY - NO ROPE	3 SHEAVE	2 SHEAVE	6.8
11368	BLOCKS WITH 150' OF 1/2" POLYDACRON ROPE	3 SHEAVE	2 SHEAVE	20.0
11369	BLOCKS WITH 250' OF 1/2" POLY DACRON ROPE	3 SHEAVE	2 SHEAVE	25.0
11052	SINGLE BLOCK ONLY	2 SHEAVE		3.3
11051	SINGLE BLOCK ONLY	3 SHEAVE		3.5
*OTHER LENGTHS AND STYLES OF ROPE AVAILABLE UPON REQUEST				
**WORKING LOAD LIMIT 2,000 LBS.				



**11051**

**11052**


**WORKING LOAD LIMIT**

The working load limit is the maximum load which should ever be applied to the product under any condition. The working load limit is based on a load being uniformly applied in a straight line pull.

**CAUTION:** It is the responsibility of the ultimate user to determine a working load limit for each application. Many factors should be considered: included among, but not limited to, loads applied, speed of operation, acceleration or deceleration, length of rope or cable, shock loads, abrasion, corrosion, number, size, condition and location of drums and sheaves, facilities for inspections, and the danger to life and property should a rope or cable break.

**WOOD BLOCKS**

- Wood blocks have 4" bronze bushed sheaves with loose swivel hooks, safety snaps, and becket for attaching rope



**3501    3502    3503**

CAT NO	DESCRIPTION	UPPER	LOWER	LBS
3501	BLOCK ONLY - NO ROPE	1 SHEAVE		2.4
3502	BLOCK ONLY - NO ROPE	2 SHEAVES		3.5
3503	BLOCK ONLY - NO ROPE	3 SHEAVES		5.0
3504	BLOCKS WITH 125' OF 1/2" POLYPROPYLENE ROPE	2 SHEAVES	2 SHEAVES	12.5
3505	BLOCKS WITH 150' OF 1/2" POLYPROPYLENE ROPE	3 SHEAVES	2 SHEAVES	16.0
3506	BLOCKS WITH 150' OF 1/2" POLYPROPYLENE ROPE	3 SHEAVES	3 SHEAVES	17.0

\*OTHER LENGTHS AND STYLES OF ROPE AVAILABLE UPON REQUEST.  
 \*\*WORKING LOAD LIMIT - SINGLE - 1000 LBS, DOUBLE - 1400 LBS, TRIPLE - 1800 LBS. (SEE PAGE 802)



**3510**

**HEAVY DUTY STEEL BLOCK**

- 8" sheave steel block
- For wire rope and winch line applications
- Swivel type hook assembly includes safety latch that is pinned
- Accepts up to 3/4" rope
- Threaded pin with keeper allows for access to sheave assembly
- Working load limit 16,000 lbs/8 ton (See Page 802)

CAT NO	DESCRIPTION	LBS
3510	BLOCK ONLY	30

**SELF LOCKING DOUBLE SHEAVE BLOCKS**

- Light duty metal tackle blocks with drop forged snap hooks, oilite bearings and aluminum sheaves, designed for use with 3/8" rope
- Not for human lifting
- Working load limit 750 lbs. (See Page 802)



**3535**

**3518**

**3533**

CAT NO	DESCRIPTION	LBS
3515	BLOCKS WITH 25' OF 3/8" MANILA ROPE - NON-SWIVEL HOOK	3.5
3534	BLOCKS WITH 25' OF 3/8" MANILA ROPE - SWIVEL HOOK	3.5
3516	BLOCKS WITH 25' OF 3/8" NYLON ROPE - NON-SWIVEL HOOK	3.5
3535	BLOCKS WITH 25' OF 3/8" NYLON ROPE - SWIVEL HOOK	3.5
3517	BLOCKS ONLY WITH NON-SWIVEL HOOK	2.0
3536	BLOCKS ONLY WITH SWIVEL HOOK	2.0
3518	NON-SWIVEL HOOK ONLY	0.4
3533	SWIVEL HOOK ONLY	0.4

\*OTHER LENGTHS AND STYLES OF ROPE AVAILABLE UPON REQUEST.



**HAND LINE BLOCKS**

- Block and sheave constructed of rugged nylon fiberglass reinforced high dielectric material
- Reinforced 1/2" diameter axle and swivel bearings
- 3" sheaves - block can accommodate rope up to 5/8" diameter
- Provided with either side opening or closed block
- Blocks are rated with 3-1 safety factor
- Working load limit 1,000 lbs. (See Page 802)

CAT NO	DESCRIPTION	LBS
3550	SIDE OPENING BLOCK WITH SWIVEL HOOK AND SAFETY SNAP	1.8
3551	CLOSED BLOCK WITH SWIVEL HOOK AND SAFETY SNAP	1.8
3553	SIDE OPENING BLOCK WITH SWIVEL EYE ONLY	1.3
3554	CLOSED BLOCK WITH SWIVEL EYE ONLY	1.3
3550-1	SIDE OPENING BLOCK WITH SWIVEL MEAT HOOK	1.8
3551-1	CLOSED BLOCK WITH SWIVEL MEAT HOOK	1.8
10-147	MEAT HOOK ONLY FOR BLOCKS	1.0



3550 3551

**COMPLETE HAND LINES**

HAND LINE WITH MODEL 3550 BLOCK, 1/2" POLYPROPYLENE ROPE, HAND LINE HOOK (P10060), AND HAND LINE SNAP (P30142)			
CAT NO	WORKING HEIGHT	OVERALL ROPE LENGTH	LBS
3555	30'	60'	5.0
3556	40'	80'	5.5
3557	50'	100'	6.0
HAND LINE WITH MODEL 3551 BLOCK, 1/2" POLYPROPYLENE ROPE, HAND LINE HOOK (P10060), AND HAND LINE SNAP (P30142)			
3558-1	30'	60'	4.5
3559-1	40'	80'	5.0
3560-1	50'	100'	5.5
*OTHER LENGTHS AND STYLES OF ROPE AVAILABLE UPON REQUEST.			



3553 3554 3551-1

**HAND LINE HOOK**

- Hand line hook only constructed from manganese bronze alloy, use with up to 1/2" rope
- Working load limit 600 lbs. (See Page 802)

CAT NO	DESCRIPTION	LBS
P10060	HAND LINE HOOK ONLY	0.5

**HAND LINE SNAP**

- Hand line snap only, drop forged alloy steel
- Working load limit 600 lbs. (See Page 802)
- 1" diameter hole - snap opening 5/8"

CAT NO	DESCRIPTION	LBS
P30142	HAND LINE SNAP	0.4



3555 P10060 P30142




**CONDUCTOR PULLING GRIPS**

- Forged steel construction
- Two styles, non-spring loaded with hot stick latch or spring loaded without hot stick latch



**H161340H**

CONDUCTOR PULLING GRIP WITH HOT STICK LATCH FOR BARE ALUMINUM ACSR AND STRANDED COPPER NON SPRING LOADED						
CAT NO	MINIMUM WIRE SIZE		MAXIMUM WIRE SIZE		LOAD LIMIT	LBS
H1613-40H	#10 SOL	.10"	1/0 STR	.373"	4,500 LBS	3.3
H1684-5H	6 ACSR	.218"	3/0 ACSR	.55"	8,000 LBS	6.3
H1656-40H	3/0 ACSR	.53"	336.4 ACSR	.741"	8,000 LBS	7.8
H1656-50H	397.5 ACSR	.78"	477 ACSR	.88"	8,000 LBS	7.8
H1656-60H	477 ACSR	.86"	666.6 ACSR	.96"	8,000 LBS	7.8



**H1684-5**

CONDUCTOR PULLING GRIPS - SPRING LOADED / LOCK OPEN FEATURE FOR BARE ALUMINUM ACSR AND STRANDED COPPER						
CAT NO	MINIMUM WIRE SIZE		MAXIMUM WIRE SIZE		LOAD LIMIT	LBS
H1684-5	6 ACSR	.218"	3/0 ACSR	.55"	8,000 LBS	6.3
H1656-40	3/0 ACSR	.53"	336.4 ACSR	.741"	8,000 LBS	7.3
H1656-50	397.5 ACSR	.78"	477 ACSR	.88"	8,000 LBS	7.3
H1656-60	477 ACSR	.86"	666.6 ACSR	.96"	8,000 LBS	7.3



**H1685-20**

PARALLEL JAW GRIPS - SPRING LOADED WITH LATCH FOR COVERED/INSULATED CONDUCTORS DESIGNED TO COVER A WIDE RANGE OF CONDUCTOR SIZES						
CAT NO	MINIMUM WIRE SIZE		MAXIMUM WIRE SIZE		LOAD LIMIT	LBS
H1685-20	.157"		.844"		4,500 LBS	3.0
1685-31	.625"		1.250"		7,500 LBS	5.2

**POLYPROPYLENE ROPE**

- Recommended for: general purpose hand lines, stringing lines, and tag lines
- Specially lubricated to relieve internal wear
- Stored wet or dry it will not rot or mildew and is not affected by acids, alkalis, oil, grease, gasoline, or other chemicals
- All sizes are ultraviolet stabilized
- Three strand construction

CAT NO	DESCRIPTION	LBS
3650	100' - 1/4" POLYPROPYLENE ROPE	1.2
3651	600' - 1/4" POLYPROPYLENE ROPE	8.0
3655	100' - 3/8" POLYPROPYLENE ROPE	2.8
3656	600' - 3/8" POLYPROPYLENE ROPE	18.0
3660	100' - 1/2" POLYPROPYLENE ROPE	4.7
3661	600' - 1/2" POLYPROPYLENE ROPE	30.0
3665	100' - 3/4" POLYPROPYLENE ROPE	10.7
3666	600' - 3/4" POLYPROPYLENE ROPE	68.0



**POLYESTER ROPE**

- Recommended for: block and tackle, bull lines, hand lines, stringing lines and other applications where minimum stretch, great strength and durability are needed for top performance
- Specially lubricated to relieve internal wear
- Stored wet or dry
- Three strand construction

CAT NO	DESCRIPTION	LBS
3670	100' - 3/8" POLYESTER ROPE	4.5
3671	600' - 3/8" POLYESTER ROPE	29.0
3675	100' - 1/2" POLYESTER ROPE	8.0
3676	600' - 1/2" POLYESTER ROPE	51.0



**NYLON ROPE**

- Recommended for: block and tackle, slings, hand lines, and general purpose
- Natural white nylon rope is flexible and easy to handle
- Widely used where maximum strength is a requirement
- Three strand construction

CAT NO	DESCRIPTION	LBS
3680	100' - 3/8" NYLON ROPE	3.5
3681	600' - 3/8" NYLON ROPE	23.0
3685	100' - 1/2" NYLON ROPE	6.5
3686	600' - 1/2" NYLON ROPE	41.0



## NAVY BRAID ROPE

- Recommended for: stringing lines, bull lines, tag lines, and hand lines
- 2 in 1 polyester cover / polyester core
- A replacement for wire rope winch lines where low stretch, high strength and tough abrasion are required



**3608**



**3630**

CAT NO	DESCRIPTION	LBS	*SPLICE KIT
3608	100' - 3/8" NAVY BRAID ROPE	4.5	3617
3613	600' - 3/8" NAVY BRAID ROPE	29.0	3617
3609	100' - 1/2" NAVY BRAID ROPE	8.2	3622
3614	600' - 1/2" NAVY BRAID ROPE	52.0	3622
3600	100' - 3/4" NAVY BRAID ROPE	18.0	3602
3601	600' - 3/4" NAVY BRAID ROPE	114.0	3602
3605	100' - 7/8" NAVY BRAID ROPE	27.0	3607
3606	600' - 7/8" NAVY BRAID ROPE	171.0	3607
3610	100' - 1" NAVY BRAID ROPE	32.0	3612
3611	600' - 1" NAVY BRAID ROPE	202.0	3612

\*KIT REQUIRED TO SPLICE 2-IN-1 BRAID AND MUST BE ORDERED SEPARATE. KIT INCLUDES FID, PUSHER, AND INSTRUCTION SHEET.

NOTE: NAVY BRAID ROPE CAN BE SUPPLIED WITH SPLICED EYE IF REQUIRED. ADD SUFFIX -1 TO CATALOG NUMBER FOR EYE ON ONE END AND SUFFIX -2 FOR SPLICED EYE BOTH ENDS

## MANILA ROPE

- Recommended for: hand lines, capstan lines and all purpose
- For those who prefer the natural fiber ropes over synthetics
- Easy to handle - three strand construction

CAT NO	DESCRIPTION	LBS
3630	100' - 1/4" MANILA ROPE	2.0
3631	600' - 1/4" MANILA ROPE	13.0
3635	100' - 3/8" MANILA ROPE	4.1
3636	600' - 3/8" MANILA ROPE	26.0
3640	100' - 1/2" MANILA ROPE	7.5
3641	600' - 1/2" MANILA ROPE	48.0
3645	100' - 3/4" MANILA ROPE	16.7
3646	600' - 3/4" MANILA ROPE	106.0

## ROPE SPECIFICATION CHART

SIZE	MANILA	POLYPROPYLENE	NYLON	DACRON	NAVY BRAID
DIA	TENSILE STRENGTH	TENSILE STRENGTH	TENSILE STRENGTH	TENSILE STRENGTH	TENSILE STRENGTH
1/4"	540	1,130	1,490	1,490	
3/8"	1,220	2,440	3,340	3,340	4,300
1/2"	2,380	3,780	5,750	5,750	7,500
5/8"	3,960	5,600	9,350	9,000	13,000
3/4"	4,860	7,650	12,800	11,300	16,000
7/8"	6,950	10,400	18,000	16,200	24,000
1"	8,100	12,600	22,600	19,800	28,400
	LOAD LIMIT IS 20% OF TENSILE STRENGTH	LOAD LIMIT IS 17% OF TENSILE STRENGTH	LOAD LIMIT IS 11% OF TENSILE STRENGTH	LOAD LIMIT IS 11% OF TENSILE STRENGTH	LOAD LIMIT IS 20% OF TENSILE STRENGTH

**NYLON WEB SLINGS**

- Designed with high strength, wear resistant with material softness for good flexibility
- Leather tag stitched on sling shows load limit. All ratings are based on a 5-1 safety factor when sling is new and unused. Red inner stitching full length shows through when sling needs replacing.
- Load limits are rated on basis of a minimum 1” diameter of curvature at all corners or points of load contact without twists, kinks, or knots. The listed capacities are reduced in varying degrees depending upon the uses and care to which the products are subjected.
- Ordering - select the catalog number, enter a dash (-) behind the catalog number, select the desired length in feet. Example: 3711-4 this is a 2” wide, single ply, 4’ sling



**3710-3**



**3720-3**

NYLON GROMMET OR ENDLESS TYPE				
WIDTH	CAT NO	LOAD LIMIT IN POUNDS WHEN NEW		
		CHOKER	VERTICAL	VERTICAL BASKET
SINGLE PLY				
1”	3710-	1900	2400	4800
2”	3711-	3800	4800	9600
3”	3712-	5200	6500	13000
TWO PLY				
1”	3715-	3800	4800	9600
2”	3716-	7700	9600	19200
3”	3717-	9500	12600	25200

NYLON PLAIN EYE AND EYE TYPE					
WIDTH	CAT NO	EYE SIZE	LOAD LIMIT IN POUNDS WHEN NEW		
			CHOKER	VERTICAL	VERTICAL BASKET
SINGLE PLY					
1”	3720-	8”	950	1200	2400
2”	3721-	10”	1800	2400	4800
3”	3722-	12”	2900	3600	7200
TWO PLY					
1”	3725-	8”	1900	2400	4800
2”	3726-	10”	3600	4800	9600
3”	3727-	12”	5200	6500	13000



**3730-3**



**3701-3**

TRIANGLE AND CHOKER SLINGS				
WIDTH	CAT NO	LOAD LIMIT IN POUNDS WHEN NEW		
		CHOKER	VERTICAL	VERTICAL BASKET
2”	3730-	1800	2400	4800

NYLON EYE AND EYE HALF TWIST					
WIDTH	CAT NO	EYE SIZE	LOAD LIMIT IN POUNDS WHEN NEW		
			CHOKER	VERTICAL	VERTICAL BASKET
SINGLE PLY					
1”	3701-	8”	950	1200	2400
2”	3702-	10”	1800	2400	4800
3”	3703-	12”	2900	3600	7200
TWO PLY					
1”	3704-	8”	1900	2400	4800
2”	3705-	10”	3600	4800	9600
3”	3706-	12”	5200	6500	13000



WIRE ROPE SLINGS

- Flemish eye-pressed sleeve splices
- Plain eye and eye slings
- Rated capacities for single leg slings
- 6 x 19 classification improved plow steel grade rope
- With independent wire rope core
- Ordering - select the catalog number, enter a dash (-) behind the catalog number, select the desired length in feet. Example: 3736-3 this is a 3' sling.

ROPE DIAMETER	CAT NO	LOAD LIMIT - TONS (2,000 LBS)			
		CONSTRUCTION	VERTICAL	CHOKER	VERTICAL BASKET
3/8"	3736-	6 X 19	1.2	0.93	2.5
1/2"	3737-	6 X 19	2.2	1.6	4.4
9/16"	3850-	6 X 19	2.7	2.1	5.4
5/8"	3851-	6 X 19	3.4	2.5	6.8
3/4"	3852-	6 X 19	4.9	3.6	9.8

AVAILABLE FROM 3' TO 20' LENGTHS



3736-3

NYLON AUGER SLINGS

- Nylon webbing will not kink or curl
- Works at any angle
- Interwoven red yarn lets you know when sling should be replaced
- Cordura wear pad lining at each eye resists weathering, oil, grease, and most alkalies
- Bright yellow slings are soft and hang straight
- No protective gloves needed for handling
- Outlasts wire rope 3:1 for auger application



3840

CAT NO	WIDTH	LENGTH
2100 LB - LOAD LIMIT		
3840	1"	8' 6"
3841	1"	9'
3842	1"	10'
2800 LB - LOAD LIMIT		
3843	1"	8' 6"
3844	1"	9'
3845	1"	10'

**RATCHET POLE BINDER**

- Nylon strap is 2” wide x 15’ long
- Ratchet handle is extra wide for easy hand operation
- Eliminates use of costly chain and strap hoists for binding poles to trailer
- Lightweight

CAT NO	DESCRIPTION	LBS
06-167	RATCHET POLE BINDER	4.0
06-167-1	REPLACEMENT STRAP	1.5



**06-167**

**TRANSFORMER SLING**

- 2” wide nylon web sling has three steel triangles for easy fastening to winch line hook and transformer lifting ears
- Triangles are steel alloy
- Three lengths available to enable use on all distribution transformers through 500 KVA
- Use of triangles eliminates excess wear on sling
- Load limit 7,280 lbs.

CAT NO	DESCRIPTION	LBS
06-178	TRANSFORMER SLING - 34”	4.0
06-179	TRANSFORMER SLING - 38”	4.1
06-180	TRANSFORMER SLING - 48”	4.4



**06-178**

## TRANSFORMER GINS

- Two styles - light duty and heavy duty insulated gins
- Fiberglass shafts
- Gin metal fittings are high strength aluminum alloy - Bolts are plated steel - Chain is high test alloy steel
- Gin comes with chain binder or ratchet strap
- All gins show working load limit
- Nylon straps should be inspected prior to each use for wear, cuts, and degradation from exposure to ultra violet rays. Suspect straps should be replaced before use.



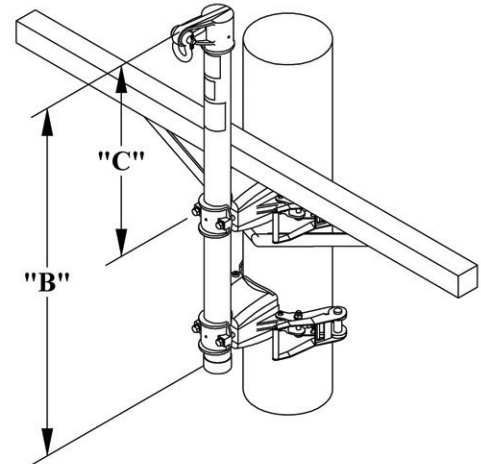
5800-1



5800-3



5800-4



CAT NO	"B"	"C"	ADDITIONAL - DIMENSION INFORMATION	WORKING LOAD LIMIT	LBS
5800-1	24 1/4"	10"	CENTER OF EYE 8" FROM FACE OF POWER POLE. INSIDE OF FIBERGLASS MAST IS 1" FROM FACE OF POWER POLE.	1300 LBS	8.6
5742-15	SAME AS 5800-1 EXCEPT WITH CHAIN BINDER			1300 LBS	10.6
5800-3	36"	18"	CENTER OF CLEVIS IS 11 1/2" FROM FACE OF POWER POLE. INSIDE OF FIBERGLASS MAST IS 4 1/2" FROM FACE OF POWER POLE.	2500 LBS	24.0
12707	SAME AS 5800-3 EXCEPT WITH CHAIN BINDER			2500 LBS	26.0
5800-4	48"	27"	CENTER OF CLEVIS IS 11 1/2" FROM FACE OF POWER POLE. INSIDE OF FIBERGLASS MAST IS 4 1/2" FROM FACE OF POWER POLE.	2500 LBS	33.0
11200	SAME AS 5800-4 EXCEPT WITH CHAIN BINDER			2500 LBS	35.0
5049	REPLACEMENT NYLON STRAP - 2" WIDE X 44" LONG - WITH HOOK				0.8
7253-5	CANVAS STORAGE BAG FOR 5742-15 GIN				1.0

### WORKING LOAD LIMIT

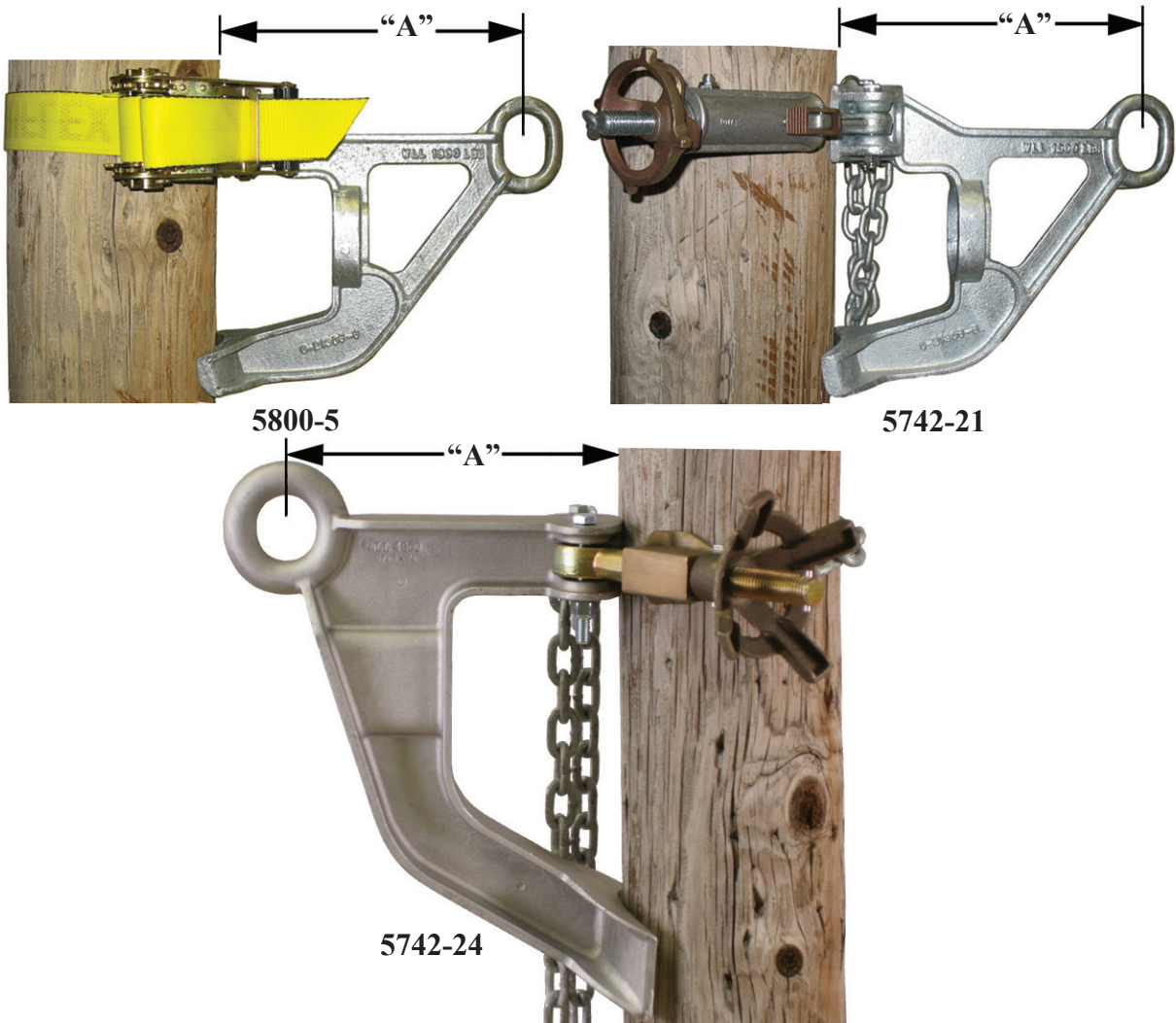
The working load limit is the maximum load which should ever be applied to the product under any condition. The working load limit is based on a load being uniformly applied in a straight line pull.

**CAUTION:** It is the responsibility of the ultimate user to determine a working load limit for each application. Many factors should be considered: included among, but not limited to, loads applied, speed of operation, acceleration or deceleration, length of rope or cable, shock loads, abrasion, corrosion, number, size, condition and location of drums and sheaves, facilities for inspections, and the danger to life and property should a rope or cable break.



TRANSFORMER GINS

- Small metal gins are made of ductile iron
- Small metal gins are available with a chain binder or a ratchet strap
- Large metal gin is made of cast aluminum alloy
- Large metal gin is only available with a chain binder
- Gin design allows you to straddle cross arm
- Nylon straps should be inspected prior to each use for wear, cuts, and degradation from exposure to ultra violet rays. Suspect straps should be replaced before use.



CAT NO	DESCRIPTION	“A” DIMENSION	WORKING LOAD LIMIT (SEE PAGE 811)	LBS
5742-21	SMALL METAL GIN WITH CHAIN BINDER FITS OVER 3 3/4” X 4 3/4” CROSS ARMS	10 5/8”	1900 LBS	11.5
5800-5	SAME AS 5742-21 EXCEPT WITH RATCHET AND STRAP		1900 LBS	9.5
5742-24	LARGE METAL GIN WITH CHAIN BINDER FITS OVER 4 1/2” X 6” CROSS ARMS	11”	4500 LBS	24.0
5042	REPLACEMENT NYLON STRAP - 2” WIDE X 44” LONG			0.5



## HEAVY DUTY INSULATED GIN WITH SWIVEL SHEAVE HEAD

- Unit can be installed in two sections for easy installation
- Swivel head rotates and locks at 45° intervals
- Swivel head, sheaves and saddles are made from high strength aluminum alloy
- Head can be swivelled with transformer load
- Nylon straps should be inspected prior to each use for wear, cuts, and degradation from exposure to ultra violet rays. Suspect straps should be replaced before use.

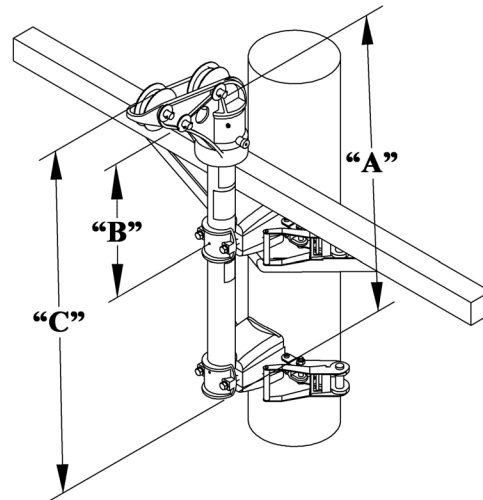
CAT NO	"A"	"B"	"C"	WORKING LOAD LIMIT (SEE PAGE 811)	LBS
9434	36"	20"	45"	3800 LBS	49.0
5800-7	SAME AS 9434 EXCEPT WITH RATCHET AND STRAP				47.0
12393	48"	34"	57"	3800 LBS	52.0
5800-8	SAME AS 12393 EXCEPT WITH RATCHET AND STRAP				50.0
5049	REPLACEMENT NYLON STRAP - 2" WIDE X 44" LONG - WITH HOOK				0.8
DIMENSIONAL REFERENCE: LOAD LINE IS 12" FROM FALL LINE FALL LINE IS 5 1/2" FROM FACE OF POLE					



9434



5742-23



## CROSS ARM GIN


- Rope blocks can be installed in lower ring before installing gin
- Shotgun engages long eye to hang gin on arm while lineman is in safe position below
- Made of bronze alloy
- Working load limit 1,000 lbs.
- Fits arms up to 3 1/2" wide

CAT NO	DESCRIPTION	LBS
5742-23	CROSS ARM GIN	2.2

CONVERTIBLE CROSS ARM GIN

- Base assembly will accept either the 2 1/2" O.D. x 31" long mast or 3" O.D. x 58" long mast. This feature allows operating personnel maximum lifting heights and safe working load limits.
- Base assembly is constructed with aluminum alloy parts and base plates are reversible to allow gin to be used on 3 1/2" wide x 4 1/2" high or 4 3/4" wide x 5 3/4" high cross arms.
- Aluminum plate support on base prevents damage to cross arms in load bearing areas.


CAT NO	DESCRIPTION	DIMENSION		WORKING LOAD LIMIT (SEE PAGE 811)	LBS
		"A"	"B"		
5570	COMPLETE GIN ASSEMBLY WITH ITEM 5574 BASE AND ITEM 5572 MAST	21 3/4"	28 1/4"	600 LBS	17.2
5571	COMPLETE GIN ASSEMBLY WITH ITEM 5574 BASE AND ITEM 5573 MAST	48 3/4"	54"	800 LBS	27.0
5574	CONVERTIBLE BASE ASSEMBLY ONLY				11.8
5572	2 1/2" O.D. X 31" LONG MAST ONLY	21 3/4"		600 LBS	5.4
5573	3" O.D. X 58" LONG MAST ONLY	48 3/4"		800 LBS	15.2



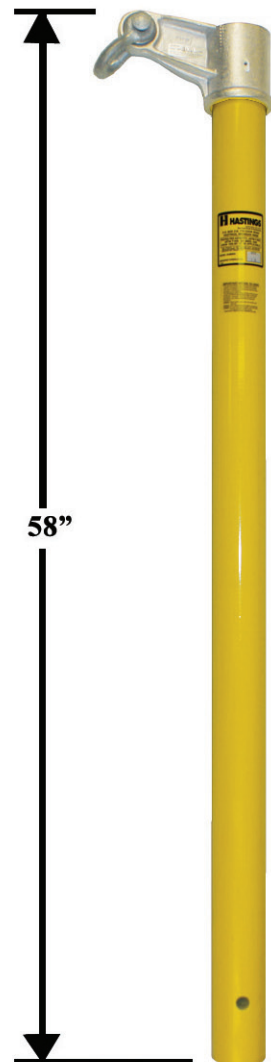
5571



5574



5572



5573









# 09

## Care & Maintenance

**ALL PURPOSE CLEANER**

- Excellent cleaner for the following: hot line tools, trucks, buckets, booms, rubber goods, rigid cover up, painted surfaces and aluminum metal, shop machinery, hand cleaner, all plastic surfaces
- Safe and gives the following benefits: biogradable, non-toxic, non-alkali, non-acid, non-flammable, gentle to the skin, requires no ventilation
- Can be applied with a soft cloth, sponge or hand dispenser
- Concentrate formula mixing ratio is 20 parts water to 1 part concentrate



10-169

10-089-3

CAT NO	DESCRIPTION	LBS
10-169	ALL PURPOSE CLEANER - PREMIXED-ONE GALLON	8.0
10-172	ALL PURPOSE CLEANER - PREMIXED-ONE CASE (6 GALLONS)	48.0
10-168	ALL PURPOSE CLEANER - CONCENTRATE-ONE GALLON	8.0
10-194	ALL PURPOSE CLEANER - CONCENTRATE-ONE CASE (6 GALLONS)	48.0
10-195	ALL PURPOSE CLEANER - CONCENTRATE-5 GALLON DRUM	40.0
10-089-3	HAND DISPENSER	1.0

**EXTENDO SLICK**

- Helps all your telescopic sticks slide freely
- Reduces friction caused by wear and contaminants
- Formulated for hot stick use
- Non Conductive
- Non Flammable
- Easy to use - Just spray on
- Repels dust
- Dries quickly - Long Lasting
- One can will do up to eight 40' telescopic sticks
- Optional spray handle sold seperately



10-088

P31444

CAT NO	DESCRIPTION	LBS
10-088	EXTENDO SLICK SPRAY	0.8
10-089	EXTENDO SLICK SPRAY - CASE OF 12	9.6
P31444	SPRAY HANDLE	0.2

**HOT STICK BOOM AND BUCKET WAX**

- High grade carnuba wax specially formulated for application to fiberglass finishes
- Properly applied, the wax will produce a hard tack-free weather resistant surface - resistant to temperatures and weather extremes
- Wax may be applied by hand and hand polished - wax on / wax off
- Do not let wax dry on stick



10-091

CAT NO	DESCRIPTION	LBS
10-091	WAX - 1 CAN (14 oz)	1.7
10-091-1	WAX - 1/2 CASE (6 CANS)	8.0
10-091-2	WAX - 1 CASE (12 CANS)	15.0

**LIQUID HOT STICK WAX**

- Liquid hot stick wax is formulated for application to fiber glass finishes
- Protects against the elements
- Easy to use and long lasting - let dry to light haze and wipe off
- Allows for air shipment



10-093

CAT NO	DESCRIPTION	LBS
10-093	WAX - 1 BOTTLE	1.0



FIBERGLASS CLEANING AND REFINISHING KIT

- Kit includes items necessary to clean and/or restore fiberglass hot sticks, booms, and buckets
- Kit consists of...
- All Purpose Cleaner - The all purpose cleaner provides a safe non-toxic liquid to aid in removing dirt, grease, metal oxides and other contaminants which accumulate on fiberglass
- Ultra Fine Non-Metalic Abrasive Pads - Pads can be used with the all purpose cleaner to remove stubborn contamination. Note - fiberglass wax may be required after use of cleaner and/or pads to retain surface gloss.
- Clear Epoxy Refinishing Kit - The two part finish kit is used to bring the tool surface back to its original finish if normal cleaning is not sufficient
- Silicone Treated Wiping Cloths - Wiping cloths are used to remove light dust and dirt from stick surfaces. It is also needed after light cleaning of tool with all purpose cleaner to allow moisture to bead up on tool.



CAT NO	DESCRIPTION	LBS
10-171	COMPLETE CLEANING KIT	11.0
10-169	1 GALLON ALL PURPOSE CLEANER	8.0
10-170	BOX OF 20 ULTRA FINE NON METALIC PADS	0.5
10-100	1 QUART (TWO PARTS) CLEAR EPOXY REFINISH KIT	2.0
10-090	SILICONE TREATED WIPING CLOTH	0.1

10-171

EPOXY REFINISH KIT

- Kit provides all the necessary materials with complete instructions for restoring, fiberglass hot line tools and aerial lift booms and buckets equal to their original finish
- The epoxy coating provides a hard, tough, moisture resistant high-gloss finish of high dielectric strength and is easily cleaned
- Included in the kit are complete instructions, sandpaper, paint brush, and epoxy solvent
- One quart of epoxy coating covers approximately 32 square feet of surface
- The coating is a two-part system, available in both white and clear, dries dust free in approximately 1 1/2 hours and cures completely within 24 hours



10-100

CAT NO	DESCRIPTION	LBS
10-100	EPOXY REFINISHING KIT - CLEAR 1 PINT EACH COMPONENT A, B, AND THINNER	4.0
10-110	EPOXY REFINISHING KIT - CLEAR 2 QUARTS EACH COMPONENT A & B AND 1 QUART THINNER	10.0
10-101	EPOXY REFINISHING KIT - WHITE 1 PINT EACH COMPONENT A, B, AND THINNER	4.0
10-111	EPOXY REFINISHING KIT - WHITE 2 QUARTS EACH COMPONENT A & B AND 1 QUART THINNER	10.0
A30108	EPOXY THINNER - 1 PINT	1.0
A30109	EPOXY THINNER - 1 QUART	2.0

**SIX PACK ALL PURPOSE CONCENTRATE CLEANING KIT**

- Includes the following: (6) 7 oz. ready to mix plastic containers of concentrated all purpose cleaner, (14) ultra fine non-metallic pads, (6) large adhesive backed identification labels to affix to your gallon containers after mixing
- Each plastic bottle contains the correct amount of concentrate to mix with one gallon of water
- Convenient to store-compact box with closable lid stores easily and you only mix when needed
- Saves shipping costs of pre-mixed gallon containers

CAT NO	DESCRIPTION	LBS
10-197	SIX PACK CLEANING KIT	3.5

10-197



**SILICONE TREATED WIPING CLOTH**

- For added safety and increased life of live line tools
- Deposits a water repellent film while removing dust and dirt particles from the surface of hot sticks and insulated tool handles
- The 18" x 18" cotton cloth is an open-type weave specially selected for removing foreign material from the surface of insulated tools and has bound edges to eliminate fraying which extends the life of the cloth
- The cloth is packaged in a sealed plastic bag with instructions for compliance with OSHA regulations for cleaning and inspection of live line tools
- Regular use of the silicone treated cloth will add to the life and safety of the tools

CAT NO	DESCRIPTION	LBS
10-090	SILICONE TREATING WIPING CLOTH	0.1

10-090



**HOT STICK WIPES**

- Excellent for daily wiping of your hot sticks prior to use
- Removes contaminants such as dirt, oils, creosote, and other undesirable matter
- 50 wipes in a heavy duty cardboard dispenser box that can be installed on a wall or post in a convenient location to the line trucks, each are individually packaged
- Leaves a silicone moisture barrier which enables water to bead up. This eliminates the blanket effect when using hot sticks in wet conditions.
- Environmentally safe, the used wipes can be disposed of in normal waste containers

CAT NO	DESCRIPTION	LBS
10-188	HOT STICK WIPES 50 WIPES PER BOX	1.3

10-188







**A-12**

## EPOXY ADHESIVE KIT

- Two component epoxy resin for permanent bonds - metal to fiber-glass, wood, steel and brass
- Kit contains all necessary parts and instructions for mixing and apply adhesive

CAT NO	DESCRIPTION	LBS
A-12	EPOXY ADHESIVE KIT	0.4




**10-097-1**

## EPOXY ADHESIVE

- For hot line tool construction and repair
- Epoxy is a general purpose non-sag, high viscosity, two-part adhesive specially formulated for difficult bonding applications where high performance is required
- High impact resistance and good flexibility
- Has excellent adhesion to plastics, fiberglass, metal, wood, concrete and other surfaces
- Same material used in construction of HASTINGS tools - safety yellow color

CAT NO	DESCRIPTION	LBS
10-097-1	EPOXY ADHESIVE 1 PINT EACH COMPONENT A&B	3.0



**6708**

## HOT LINE TOOL RACKS

- Tool racks are made from fiberglass components
- Will accommodate up to 14 hot line tools
- Support legs collapse for easy storage and transportation

CAT NO	DESCRIPTION	LBS
6708	PAIR OF HOT LINE TOOL RACKS	8.2
6707	SINGLE TOOL RACK	4.1

## HOT STICK CLEANING KIT

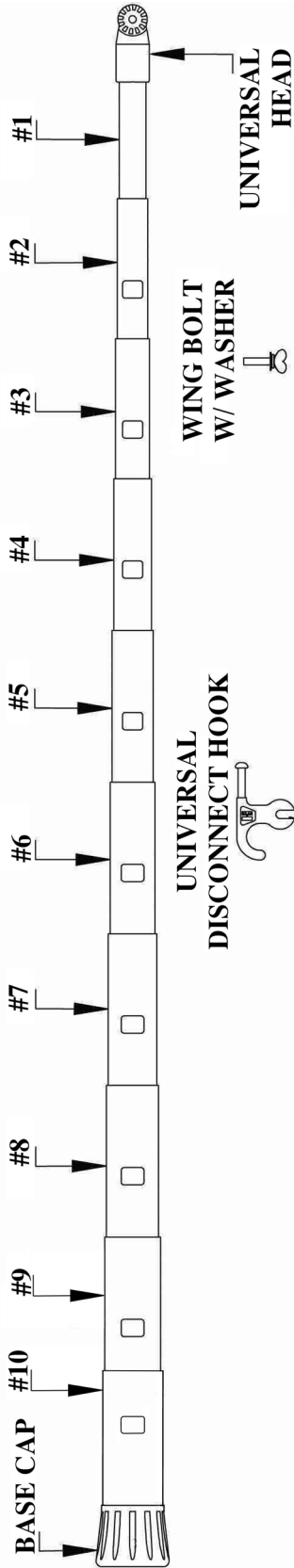
- Kit provides the brushes and sectional fiberglass rods needed to thoroughly clean the inside of telescoping hot sticks and internal rod shotgun sticks
- Kit includes: (1) Heavy duty vinyl fold up storage case with pockets to store cleaning rods and brushes - additional pockets are provided for storage of other cleaning items, (3) Fiberglass sectional rods each 3' long, (5) Heavy duty industrial type nylon bristle brushes to accommodate all inside diameters of telescoping tools

CAT NO	DESCRIPTION	LBS
10-337	COMPLETE CLEANING KIT	3.5
A15579	FIBERGLASS HANDLE 3'	0.4
A15580	FIBERGLASS EXTENSION 3'	0.3
P30724	3/4" DIAMETER BRUSH	0.2
P30725	1" DIAMETER BRUSH	0.2
P30726	1 1/2" DIAMETER BRUSH	0.2
P30727	2" DIAMETER BRUSH	0.2
P30728	2 1/2" DIAMETER BRUSH	0.2
P30723	STORAGE CASE	1.0



**10-337**

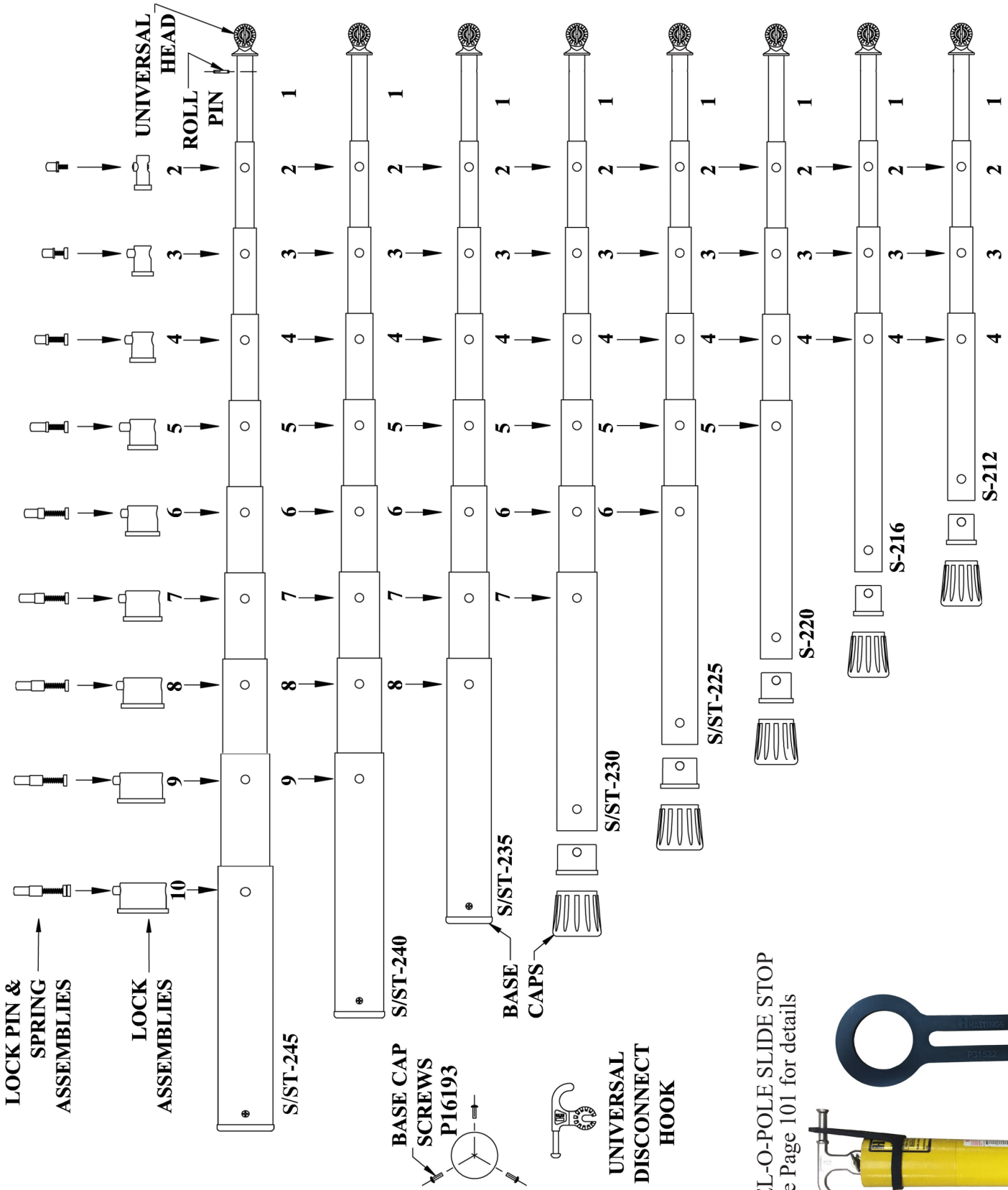
TEL-O-POLE II REPAIR PARTS LIST / HV-MODELS



TEL-O-POLE SLIDE STOP  
See Page 101 for details

MODEL	10	9	8	7	6	5	4	3	2	1
HV-245	BASE CAP									
HV-240	P18026	A20442	A20249	A20250	A20251	A20252	A20253	A20254	A20255	A20256
HV-235	P18031	A20263	A20249-B	A20250	A20251	A20252	A20253	A20254	A20255	A20256
HV-230	P18030			A20250-B	A20251	A20252	A20253	A20254	A20255	A20256
HV-225	P18029				A20251-B	A20252	A20253	A20254	A20255	A20256
HV-220	P18028					A20252-B	A20253	A20254	A20255	A20256
HV-216	P18027						A20253-B	A20254	A20255	A20256
HV-212	P18020							A20254-B	A20255	A20256
HV-312	P14037					A20376	A20270	A20269	A20268	A20267
HV-208	P14037					A20264	A20258	A20259	A20260	A20296
P16055	WING BOLT W/ WASHER - ALL MODELS									
P10431	UNIVERSAL DISCONNECT HOOK - ALL MODELS									

TELESCOPIC TEL-O-POLE HOT STICK REPAIR PARTS LIST - S AND ST MODELS



See Page 101 for details



TELESCOPIC TEL-O-POLE HOT STICK REPAIR PARTS LIST - S AND ST MODELS

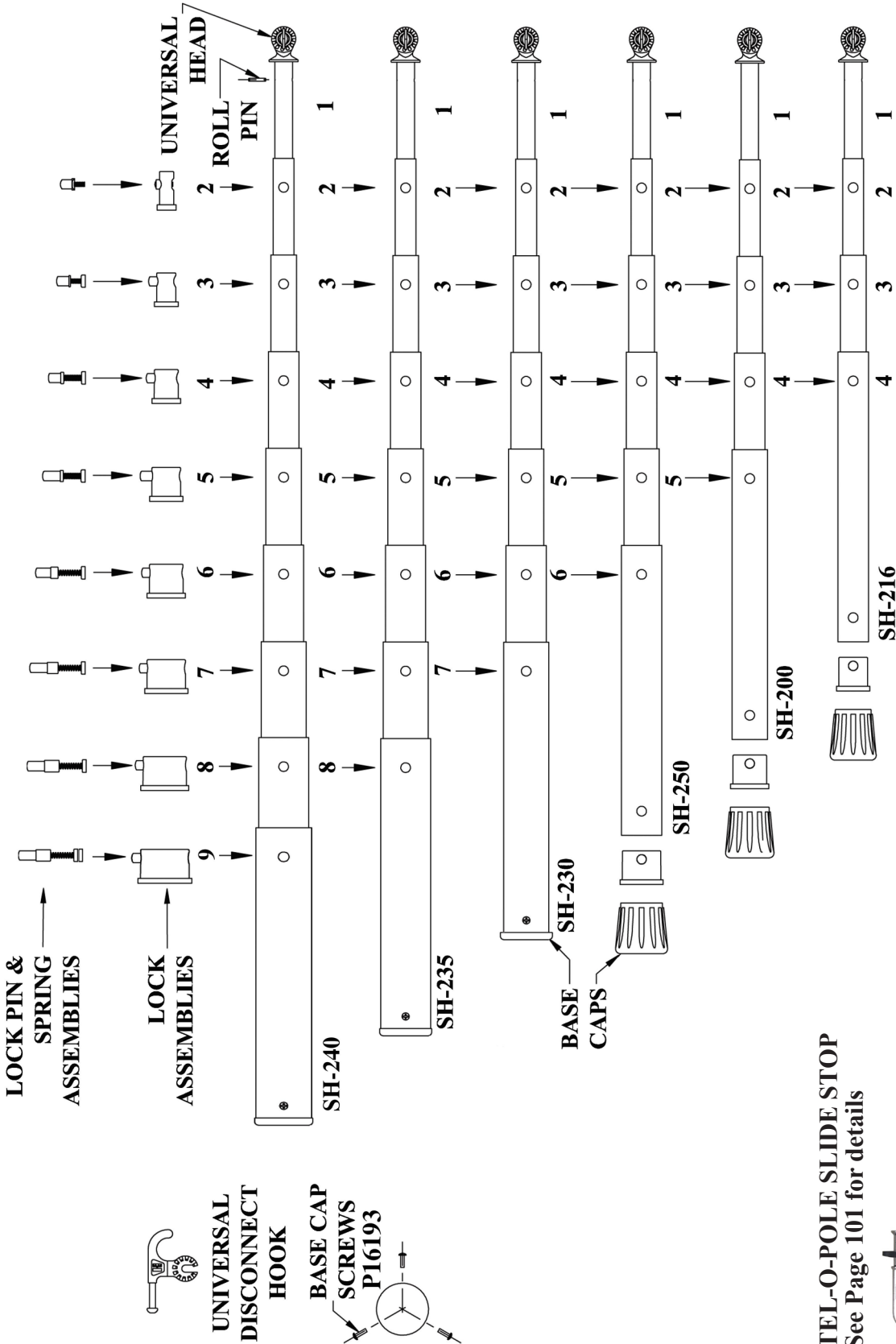
TUBULAR SECTIONS											
MODEL	BASE CAP	10	9	8	7	6	5	4	3	2	1
S-245	P18050	P21781	P21780	P21586	P20008	P20007	P20006	P20005	P20004	P20003	A20316
ST-245											A20318
S-240	P18039		P21652	P21586	P20008	P20007	P20006	P20005	P20004	P20003	A20316
ST-240											A20318
S-235	P18037			P20013	P20008	P20007	P20006	P20005	P20004	P20003	A20316
ST-235											A20318
S-230	P18031				P20012	P20007	P20006	P20005	P20004	P20003	A20316
ST-230											A20318
S-225	P18030					P20011	P20006	P20005	P20004	P20003	A20316
ST-225											A20318
S-220	P18029						P20010	P20005	P20004	P20003	A20316
S-216	P18028							P20009	P20004	P20003	A20316
S-212	P18028							P20022	P20021	P20020	A20317
COMPLETE LOCK ASSEMBLIES											
S/ST-245		A14091	A14081	A14081	A14010	A14009	A14008	A14006	A14002	A14001	A14080
S/ST-240			A14081	A14081	A14010	A14009	A14008	A14006	A14002	A14001	A14080
S/ST-235					A14010	A14009	A14008	A14006	A14002	A14001	A14080
S/ST-230					A14079	A14009	A14008	A14006	A14002	A14001	A14080
S/ST-225						A14078	A14008	A14034	A14021	A14001	A14080
S-220							A14077	A14034	A14002	A14001	A14080
S-216								A14076	A14002	A14001	A14080
S-212								A14076	A14002	A14001	A14080
LOCK PIN & SPRING ASSEMBLIES											
S/ST-245		A12053	A12009	A12009	A12009	A12008	A12007	A12005	A12002	A12001	A12045
S/ST-240			A12009	A12009	A12009	A12008	A12007	A12005	A12002	A12001	A12045
S/ST-235					A12009	A12008	A12007	A12005	A12002	A12001	A12045
S/ST-230						A12008	A12007	A12005	A12002	A12001	A12045
S/ST-225							A12007	A12026	A12025	A12001	A12045
S-220								A12026	A12002	A12001	A12045
S-216									A12002	A12001	A12045
S-212									A12002	A12001	A12045
P16531	ROLL PIN - USED FOR ALL MODELS										
A10434	UNIVERSAL HEAD - USED FOR ALL MODELS										
P10431	UNIVERSAL DISCONNECT HOOK - USED FOR ALL MODELS										
P16193	BASE CAP SCREWS - USE FOR MODEL S/ST-240 AND S/ST-235										
P12022	BRASS DRIVE PIN(S) FOR ALL LOCK ASSEMBLIES										

COMPLETE SET OF PIN AND SPRING ASSEMBLIES		
FOR YEL- LOW #1 TIP POLES	FOR GREEN #1 TIP POLES	
CAT NO	CAT NO	FOR MODEL
251	A12046	S-212
252	A12047	S-216
253	A12048	S-220
254	A12049	S/ST-225
255	A12050	S/ST-230
256	A12051	S/ST-235
-----	A12052	S/ST-240
-----	A12054	S/ST-245





HEAVY DUTY TEL-O-POLE HOT STICK REPAIR PARTS / SH-MODELS



TEL-O-POLE SLIDE STOP  
See Page 101 for details



HEAVY DUTY TEL-O-POLE HOT STICK REPAIR PARTS / SH-MODELS

COMPLETE SET OF PIN AND SPRING ASSEMBLIES	
CAT NO	FOR MODEL
258	SH-216
259	SH-220
260	SH-250
261	SH-230
280	SH-235
281	SH-240

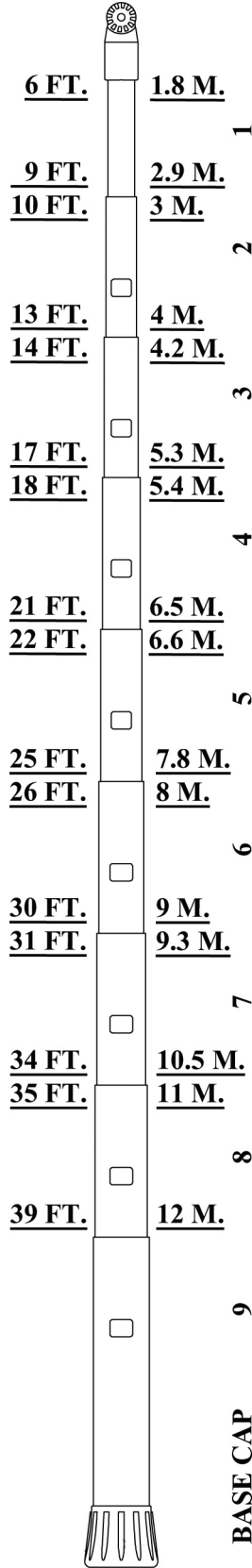
TUBULAR SECTIONS										
MODEL	BASE CAP	9	8	7	6	5	4	3	2	1
SH-240	P18050	P21781	P21780	P21586	P20008	P20007	P20006	P20005	P20004	A20329
SH-235	P18039		P21652	P21586	P20008	P20007	P20006	P20005	P20004	A20329
SH-230	P18037			P20013	P20008	P20007	P20006	P20005	P20004	A20329
SH-250	P18031				P20012	P20007	P20006	P20005	P20004	A20329
SH-200	P18030					P20011	P20006	P20005	P20004	A20329
SH-216	P18029						P20010	P20005	P20004	A20328
COMPLETE LOCK ASSEMBLIES										
SH-240		A14091	A14081	A14081	A14010	A14009	A14008	A14006	A14002	A14001
SH-235			A14081	A14081	A14010	A14009	A14008	A14006	A14002	A14001
SH-230					A14010	A14009	A14008	A14006	A14002	A14001
SH-250					A14079	A14009	A14008	A14006	A14002	A14001
SH-200						A14078	A14008	A14034	A14021	A14001
SH-216							A14077	A14034	A14002	A14035
LOCK PIN & SPRING ASSEMBLIES ONLY										
SH-240			A12053	A12009	A12009	A12008	A12007	A12005	A12002	A12001
SH-235				A12009	A12009	A12008	A12007	A12005	A12002	A12001
SH-230					A12009	A12008	A12007	A12005	A12002	A12001
SH-250						A12008	A12007	A12005	A12002	A12001
SH-200							A12007	A12026	A12025	A12001
SH-216								A12026	A12002	A12024
P16544	ROLL PIN - ALL MODELS									
A10434	UNIVERSAL HEAD - ALL MODELS									
P10431	UNIVERSAL DISCONNECT HOOK - ALL MODELS									
P16193	SCREWS FOR BASE CAP - MODELS SH-235 AND SH-230									
P12022	BRASS DRIVE PIN(S) FOR ALL LOCK ASSEMBLIES									



EV & MV MODEL HOT STICKS REPAIR PARTS LIST

WING BOLT  
W/WASHER

UNIVERSAL  
DISCONNECT HOOK

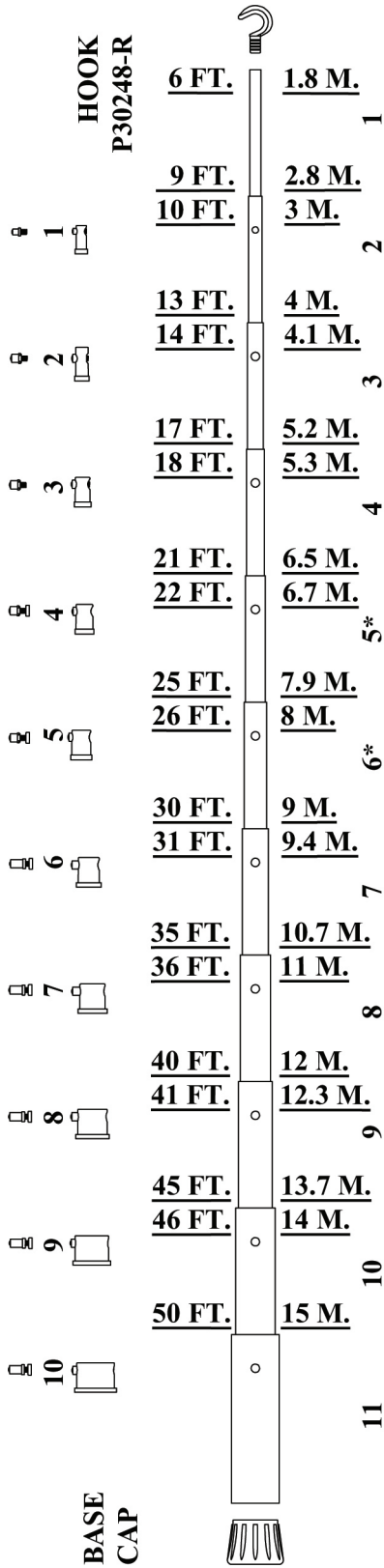


TEL-O-POLE SLIDE STOP  
See Page 101 for details



CAT NO	BASE CAP	9	8	7	6	5	4	3	2	1
EV-25	P18029				A20348	A20335	A20334	A20333	A20332	A20331
EV-30	P18030			A20349	A20336	A20335	A20334	A20333	A20332	A20331
EV-35	P18031		A20350	A20337	A20336	A20335	A20334	A20333	A20332	A20331
EV-40	P18026	A20263	A20338	A20337	A20336	A20335	A20334	A20333	A20332	A20331
MV-25	P18029				A20348	A20356	A20355	A20354	A20353	A20352
MV-30	P18030			A20349	A20357	A20356	A20355	A20354	A20353	A20352
MV-35	P18031		A20350	A20358	A20357	A20356	A20355	A20354	A20353	A20352
MV-40	P18026	A20263	A20359	A20358	A20357	A20356	A20355	A20354	A20353	A20352
P10313	UNIVERSAL HEAD - FITS ALL MODELS									
P16055	THUMB SCREW WITH WASHER - FITS ALL MODELS									
P10431	UNIVERSAL DISCONNECT HOOK - FITS ALL MODELS									
NOTE: WHEN BASE SECTION PART NUMBERS A20348, A20349, AND A20350 ARE ORDERED FOR REPAIR, THEY INCLUDE A BASE CAP INSTALLED. BASE SECTION PART NUMBER A20263 INCLUDES THE P18026 BASE CAP AND (3) P16157 SCREWS INSTALLED.										

MEASURING STICK PARTS LIST - E & M MODELS

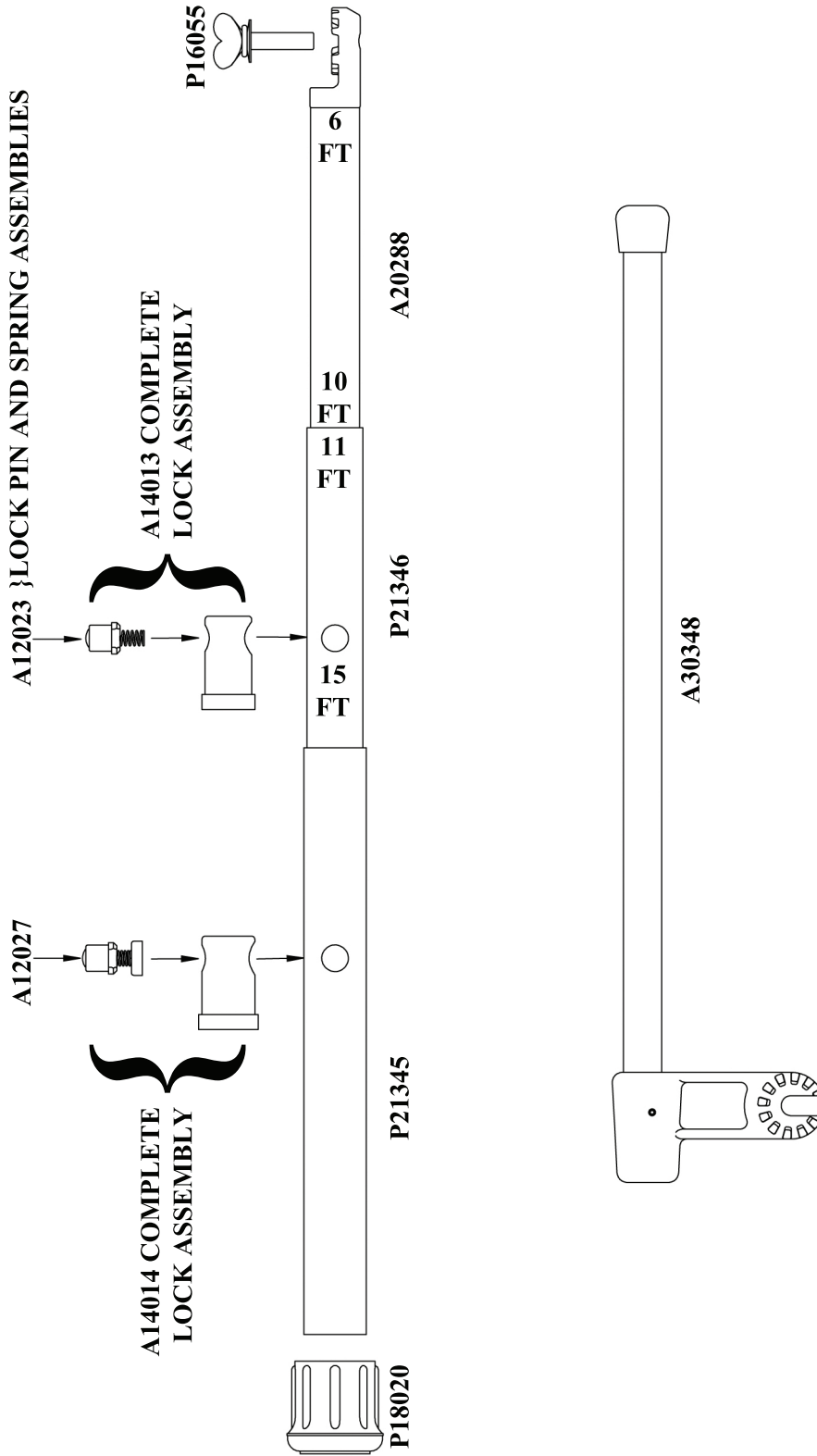


50' LENGTH SHOWN-11 SECTIONS

TUBULAR SECTION NUMBERS		COMPLETE LOCK ASSEMBLY NUMBERS										
CAT NO	BASE CAP	11	10	9	8	7	6	5	4	3	2	1
E-25	P18020						P21419	P21431	P21430	P21429	P21428	P21604
M-25	P18020						P21419	P21449	P21448	P21447	P21446	P21606
E-30	P18027					P21421	P21432	P21431	P21430	P21429	P21428	P21604
E-35	P18029				P21423	P21433	P21432	P21431	P21430	P21429	P21428	P21604
M-35	P18029				P21423	P21451	P21450	P21449	P21448	P21447	P21446	P21606
E-40	P18030				P21425	P21433	P21432	P21431	P21430	P21429	P21428	P21604
M-40	P18030				P21425	P21451	P21450	P21449	P21448	P21447	P21446	P21606
E-50	P18035	P21426	P21444	P21443	P21442	P21441	P21440	P21439	P21438	P21437	P21436	P21605
M-50	P18035	P21426	P21462	P21461	P21460	P21459	P21458	P21457	P21456	P21455	P21454	P21607
			10	9	8	7	6	5	4	3	2	1
			A14028	A14030	A14029	A14032	A14031	A14015	A14014	A14013	A14012	A14011
			A12015	A12014	A12015	A12013	A12012	A12020	A12027	A12023	A12004	A12018
COMPLETE SET OF PINS AND SPRINGS ONLY												
CAT NO	FITS MODEL											
A12038	E-25 / M-25											
A12040	E-30											
A12041	E-35 / M-35											
A12042	E-40 / M-40											
A12043	E-50 / M-50											
BRASS DRIVE PIN(S) FOR ALL LOCK ASSEMBLIES IS P12022 EXCEPT FOR LOCK ASSEMBLY A14011 USES ROLL PIN P16513												
*FOR E-50 MODEL, SECTION 5 MARKINGS ARE 22-26 FT / SECTION 6 MARKINGS ARE 27-30 FT												

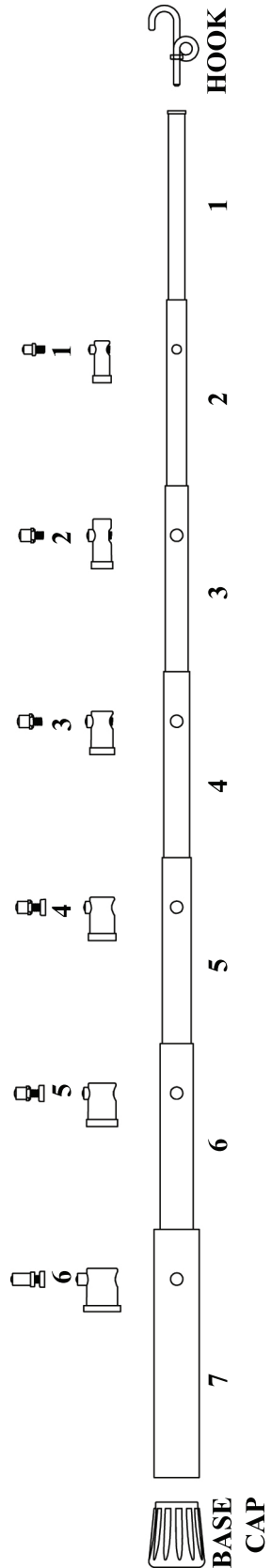


TRUCKER'S MEASURING STICK - E-15-1 REPAIR PARTS LIST



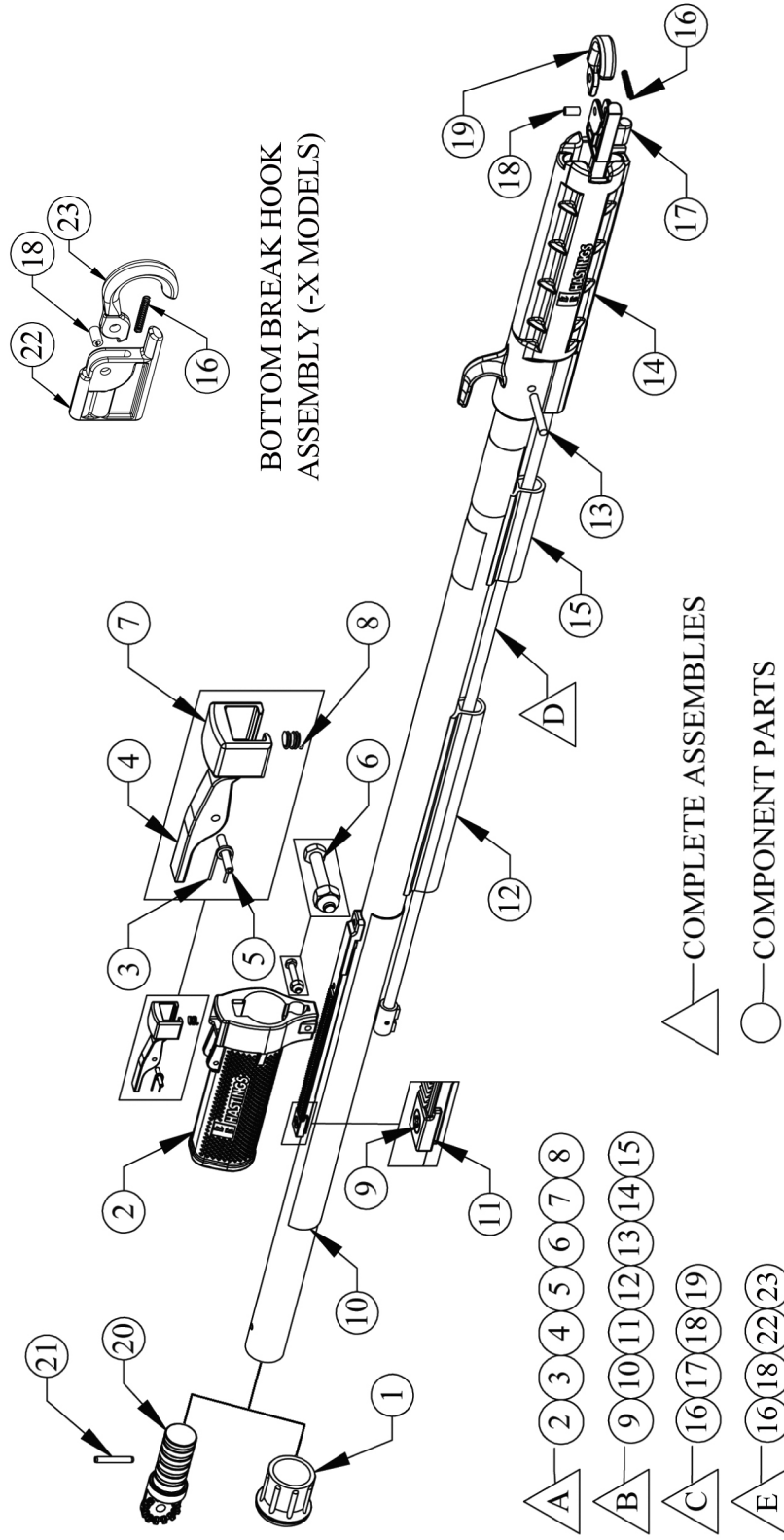
MODEL	BASE CAP	3	2	1
E-15-1	P18020	P21345	P21346	A20288
COMPLETE LOCK ASSY			A14014	A14013
LOCK PIN & SPRING ASSY			A12027	A12023
P12022	BRASS DRIVE PINS FOR LOCK ASSEMBLIES			
P16055	THUMB SCREW WITH WASHER			
A30348	4' SIDE ARM			

RE TRE VER POLE - REPAIR PARTS LIST



MODEL	7	6	5	4	3	2	1	HOOK
R-30	P21422	P21405	P21403	P21401	P21399	P21397	A20304	A30140
COMPLETE LOCK ASSY		A14031	A14015	A14014	A14013	A14012	A14011	
PIN & SPRING ASSY			A12020	A12027	A12023	A12004	A12018	
P12022	BRASS DRIVE PIN FOR ALL LOCK ASSEMBLIES - EXCEPT A14011							
P16513	A14011 LOCK ASSEMBLY USES ROLL PIN							
A12040	COMPLETE SET OF PINS AND SPRING ASSEMBLIES FOR R-30							

FIXED LENGTH SHOTGUN STICK REPAIR PARTS LIST



(20)(21)—P10011, P16518 (- U MODELS ONLY)    (22)(23)—P10504, P10320 (-X MODELS ONLY)

FIXED LENGTH SHOTGUN STICK REPAIR PARTS LIST

MODEL	8104	8106	8108	8110	8112
NO	DESCRIPTION	CAT NO	CAT NO	CAT NO	CAT NO
1	BASE CAP	P18020	P18020	P18020	P18020
2	HANDLE	P18545	P18545	P18545	P18545
3	LEVER ACTUATING SPRING	P13007	P13007	P13007	P13007
4	LEVER	P10002	P10002	P10002	P10002
5	1/8 X 3/4 ROLL PIN	P16502	P16502	P16502	P16502
6	10-32 X 7/8 NUT AND BOLT	A16000	A16000	A16000	A16000
7	TRIGGER	P10003	P10003	P10003	P10003
8	COMPRESSION SPRING	P13008	P13008	P13008	P13008
9	10-32 FLAT HEAD SCREW	P16019	P16019	P16019	P16019
10	PROTECTIVE SLEEVE	P30002	P30002	P30002	P30002
11	SLIDE STOP	P10005	P10005	P10005	P10005
12	HAND GRIP	P18541	P18541	P18541	P18541
13	FRP PIN	P15545	P15545	P15545	P15545
14	INSULATED HEAD	P31467	P31467	P31467	P31467
15	OPERATING ROD GUIDE	-----	P30744	P30744	P30744
16	HOOK ACTUATING SPRING	P13001	P13001	P13001	P13001
17	SIDE BREAK HOOK GUIDE	P10490	P10490	P10490	P10490
18	1/4 X 15/32 ROLL PIN	P16528	P16528	P16528	P16528
19	HOOK JAW SIDE BREAK	P10008	P10008	P10008	P10008

REPLACEMENT ASSEMBLIES PARTS LIST

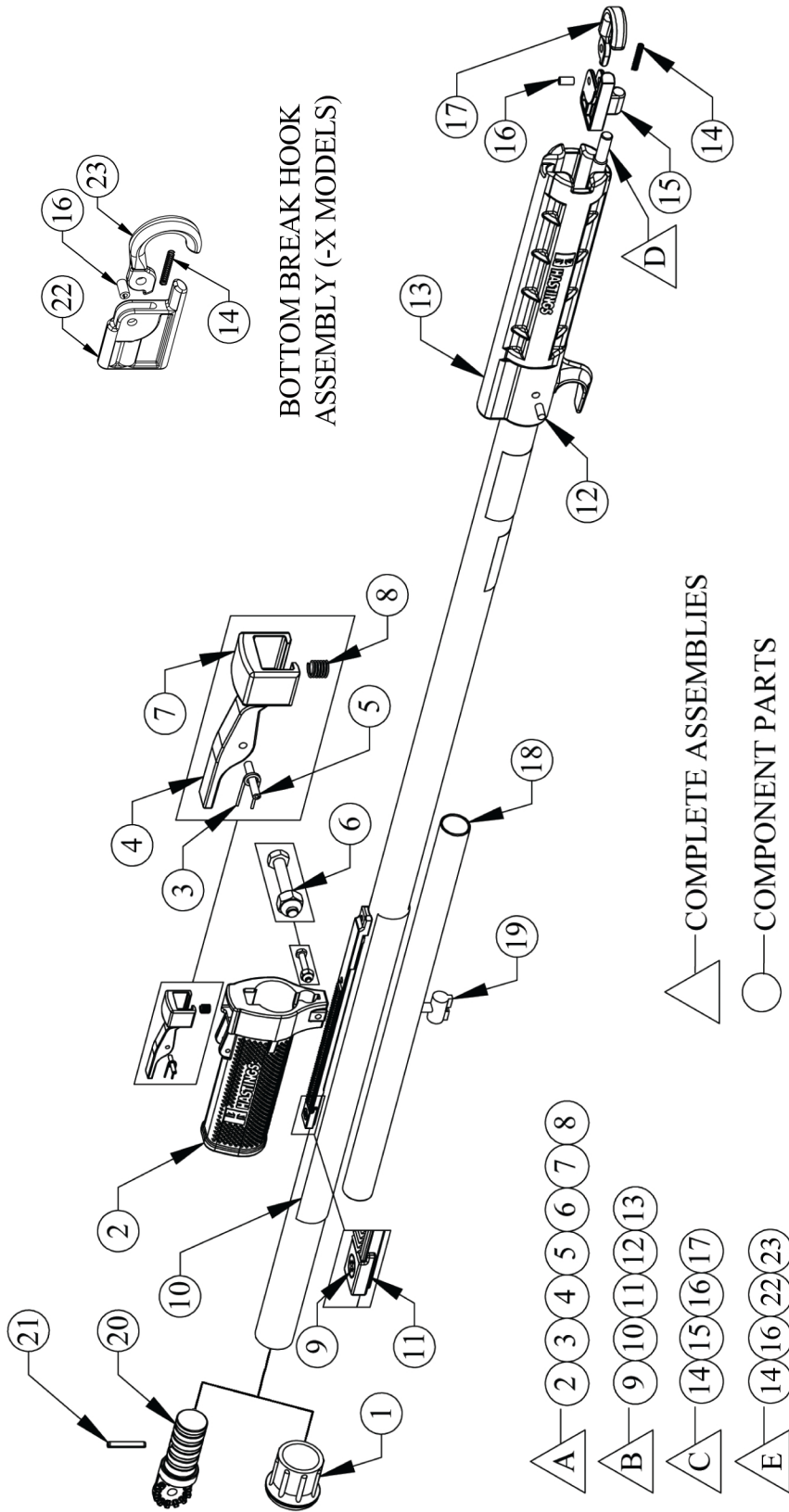
A	HANDLE ASSEMBLY	A18571	A18571	A18571	A18571
B	FIBERGLASS TUBE ASSEMBLY	A20117	A20118	A20119	A20120
C	SIDE BREAK HOOK ASSEMBLY	A10408	A10408	A10408	A10408
D	OPERATING ROD ASSEMBLY	A15629	A15630	A15631	A15632
E	BOTTOM BREAK HOOK ASSEMBLY	A10409	A10409	A10409	A10409

SHOTGUN STICK REPAIR PARTS LIST - FOR STICKS PRIOR TO JULY 2014

14	INSULATED HEAD	P30195	P30195	P30195	P30195
17	SIDE BREAK HOOK GUIDE	P10007	P10007	P10007	P10007
C	SIDE BREAK HOOK ASSEMBLY	A10008	A10008	A10008	A10008
D	OPERATING ROD ASSEMBLY	A15500	A15501	A15502	A15503



INTERNAL ROD SHOTGUN STICK REPAIR PARTS LIST



20 21—P10011, P16518 (- U MODELS ONLY) 22 23—P10504, P10320 (-X MODELS ONLY)

10—P30720 - POST OCT. 2013 MODELS  
 P31590 - OCT. 2013 & PRIOR MODELS

INTERNAL ROD SHOTGUN STICK REPAIR PARTS LIST

MODEL	8204	8206	8208	8210	8212
NO	DESCRIPTION	CAT NO	CAT NO	CAT NO	CAT NO
1	BASE CAP	P18020	P18020	P18020	P18020
2	HANDLE	P18545	P18545	P18545	P18545
3	LEVER ACTUATING SPRING	P13007	P13007	P13007	P13007
4	LEVER	P10002	P10002	P10002	P10002
5	1/8 X 3/4 ROLL PIN	P16502	P16502	P16502	P16502
6	10-32 X 7/8 NUT & BOLT	A16000	A16000	A16000	A16000
7	TRIGGER	P10003	P10003	P10003	P10003
8	COMPRESSION SPRING	P13008	P13008	P13008	P13008
9	10-32 FLAT HEAD SCREW	P16019	P16019	P16019	P16019
10	PROTECTIVE SLEEVE	SEE PAGE 915	SEE PAGE 915	SEE PAGE 915	SEE PAGE 915
11	SLIDE STOP	P10005	P10005	P10005	P10005
12	FRP PIN - (REQUIRES 2)	P15546	P15546	P15546	P15546
13	INSULATED HEAD	P31467	P31467	P31467	P31467
14	HOOK ACTUATING SPRING	P13001	P13001	P13001	P13001
15	SIDE BREAK HOOK GUIDE	P10007	P10007	P10007	P10007
16	1/4 X 15/32 ROLL PIN	P16528	P16528	P16528	P16528
17	HOOK JAW SIDE BREAK	P10008	P10008	P10008	P10008
18	SLOT SLEEVE	P31306	P31306	P31306	P31306
19	ROD TO HANDLE ADAPTER	P10080	P10080	P10080	P10080

REPLACEMENT ASSEMBLIES PARTS LIST

A	HANDLE ASSEMBLY	A18571	A18571	A18571	A18571
B	FIBERGLASS POLE ASSEMBLY	A2000	A20002	A20003	A20004
C	SIDE BREAK HOOK ASSEMBLY	A10008	A10008	A10008	A10008
D	OPERATING ROD ASSEMBLY	A15612	A15614	A15615	A15616
E	BOTTOM BREAK HOOK ASSEMBLY	A10409	A10409	A10409	A10409

SHOTGUN STICK REPAIR PARTS LIST - FOR STICKS PRIOR TO JULY 2014

13	INSULATED HEAD	P30195	P30195	P30195	P30195
15	SIDE BREAK HOOK GUIDE	P10007	P10007	P10007	P10007
C	SIDE BREAK HOOK ASSEMBLY	A10008	A10008	A10008	A10008
D	OPERATING ROD ASSEMBLY	A15524	A15526	A15527	A15528



TELESCOPIC SHOTGUN STICK - REPAIR PARTS LIST

A-23

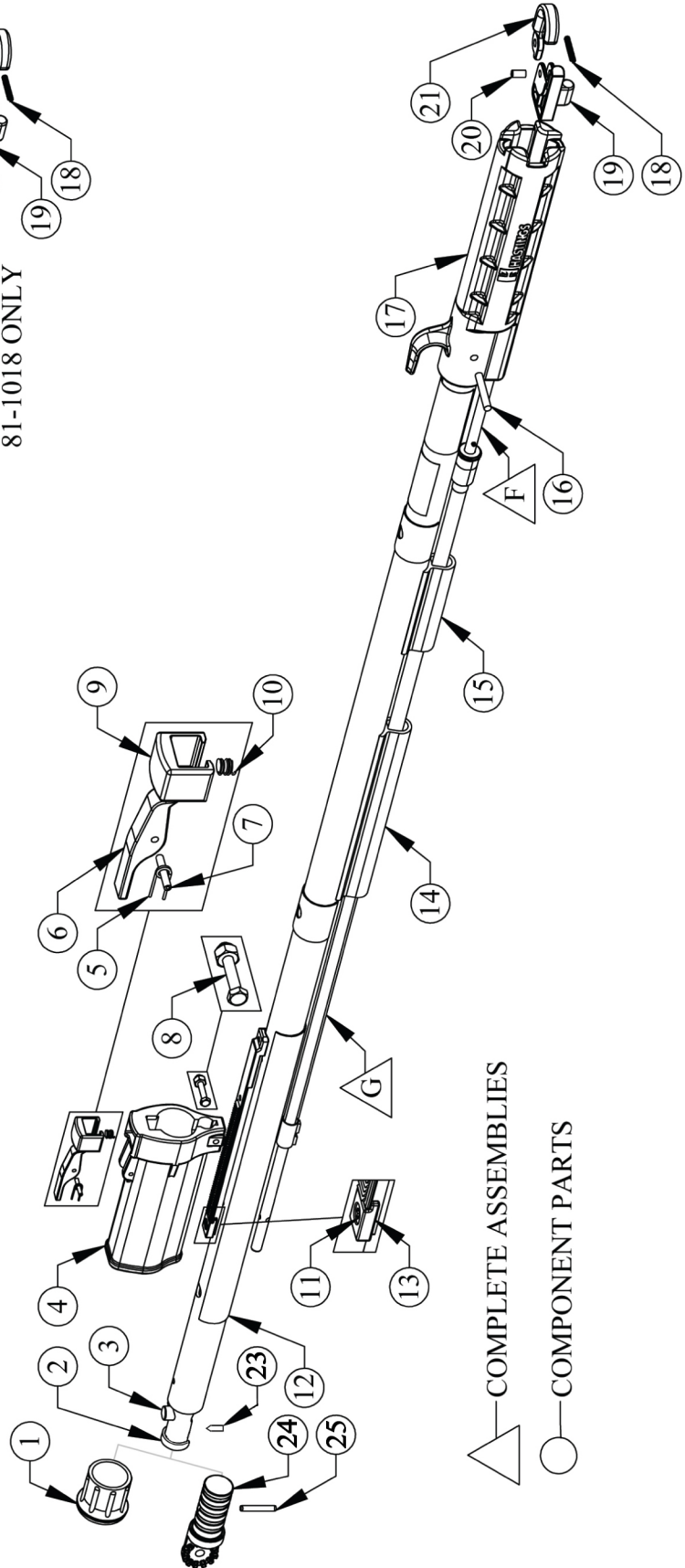
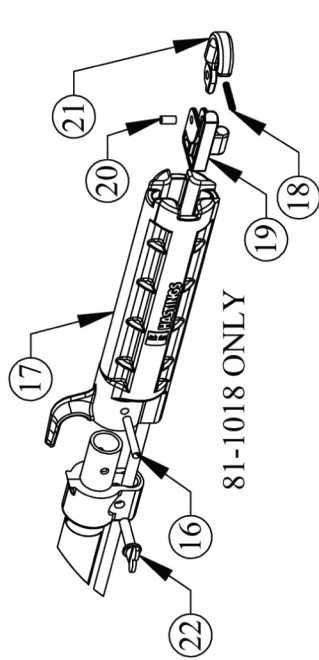
B-45678910

C-1112131415 (INCLUDES FIBERGLASS BASE SECTION)

D-1617 (INCLUDES FIBERGLASS TIP SECTION WITH HEAD ASSEMBLED TO POLE)

E-18192021

2425—P10011, P16518 (- U MODELS ONLY)



△—COMPLETE ASSEMBLIES

○—COMPONENT PARTS

TELESCOPIC SHOTGUN STICK - REPAIR PARTS LIST

MODEL	8158	8158-80	8158-98	81611	81611-97	81-811	81-814	81-1018
NO	DESCRIPTION	CAT NO	CAT NO	CAT NO	CAT NO	CAT NO	CAT NO	CAT NO
1	BASE CAP	P18021	P18021	P18021	P18021	P18021	P18021	P18021
2	LOCK BODY (PIN INCLUDED)	P14023	P14023	P14023	P14023	P14023	P14023	P14023
3	LOCK PIN AND SPRING ASSY	A12011	A12011	A12011	A12011	A12011	A12011	A12011
4	HANDLE	P18500	P18500	P18500	P18500	P18500	P18500	P18500
5	LEVER ACTUATING SPRING	P13007	P13007	P13007	P13007	P13007	P13007	P13007
6	LEVER	P10002	P10002	P10002	P10002	P10002	P10002	P10002
7	1/8" X 3/4" ROLL PIN	P16502	P16502	P16502	P16502	P16502	P16502	P16502
8	#10-32 NUT AND BOLT	A16000	A16000	A16000	A16000	A16000	A16000	A16000
9	TRIGGER	P10003	P10003	P10003	P10003	P10003	P10003	P10003
10	COMPRESSION SPRING	P13008	P13008	P13008	P13008	P13008	P13008	P13008
11	#10-32 FLAT HEAD SCREW	P16019	P16019	P16019	P16019	P16019	P16019	P16019
12	PROTECTIVE SLEEVE	P30002	P30002	P30002	P30002	P30002	P30002	P30002
13	SLIDE STOP	P10005	P10005	P10005	P10005	P10005	P10005	P10005
14	HAND GRIP	P18541	P18541	P18541	P18541	P18541	P18541	P18541
15	OPERATING ROD GUIDE	-----	-----	-----	-----	-----	-----	-----
16	FRP PIN	P15545	P15545	P15545	P15545	P15545	P15545	P15545
17	INSULATED HEAD	P31466	P31466	P31466	P31466	P31466	P31466	A30409
18	HOOK ACTUATING SPRING	P13001	P13001	P13001	P13001	P13001	P13001	P13001
19	HOOK GUIDE SIDE BREAK	P10490	P10490	P10490	P10490	P10490	P10490	P10490
20	1/4" X 15/32" ROLL PIN	P16528	P16528	P16528	P16528	P16528	P16528	P16528
21	HOOK JAW SIDE BREAK	P10008	P10008	P10008	P10008	P10008	P10008	P10008
22	WING THUMB SCREW	-----	-----	-----	-----	-----	-----	P16057
23	DRIVE PIN	P12022	P12022	P12022	P12022	P12022	P12022	P12022

REPLACEMENT ASSEMBLIES PARTS LIST

A	TIP SECTION LOCK ASSY	A14023	A14023	A14023	A14023	A14023	A14023	A14023
B	HANDLE ASSY	A18500	A18500	A18500	A18500	A18500	A18500	A18500
C	BASE SECTION ASSY	A20124	A20125	A20126	A20127	A20131	A20132	A20133
D	TIP SECTION ASSY	A20422	A20422	A20422	A20423	A20423	A20424	A20425
E	SIDE BREAK HOOK ASSY	A10408	A10408	A10408	A10408	A10408	A10408	A10408
F	OPERATING ROD ASSY	A15617	A15618	A15619	A15620	A15621	A15622	A15623
G	OPERATING TUBE ASSY	A15514	A15514	A15514	A15515	A15516	A15517	A15518

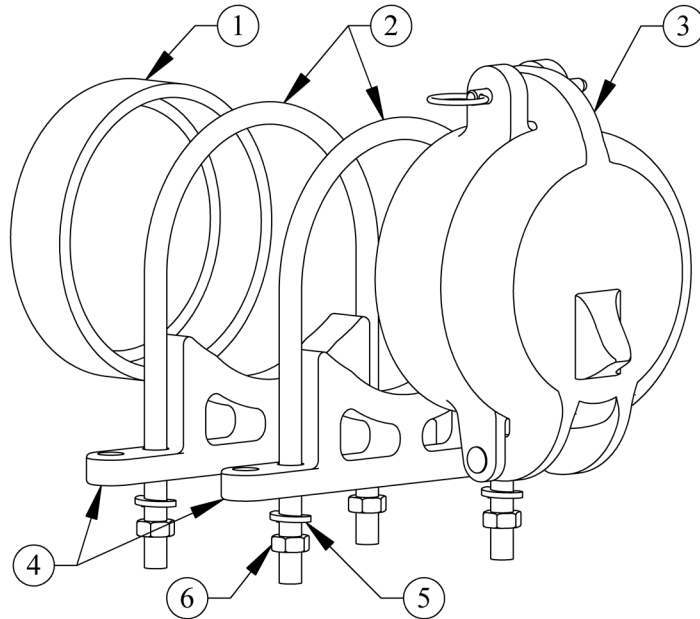
SHOTGUN STICK REPAIR PARTS LIST - FOR STICKS PRIOR TO JULY 2014

17	INSULATED HEAD	P30193	P30193	P30193	P30193	P30193	P30193	A30018
19	SIDE BREAK HOOK GUIDE	P10007	P10007	P10007	P10007	P10007	P10007	P10007
D	TIP SECTION ASSEMBLY	A20134	A20134	A20134	A20136	A20136	A20139	A20140
E	SIDE BREAK HOOK ASSEMBLY	A10008	A10008	A10008	A10008	A10008	A10008	A10008
F	OPERATING ROD ASSEMBLY	A15505	A15506	A15507	A15508	A15509	A15512	A15513



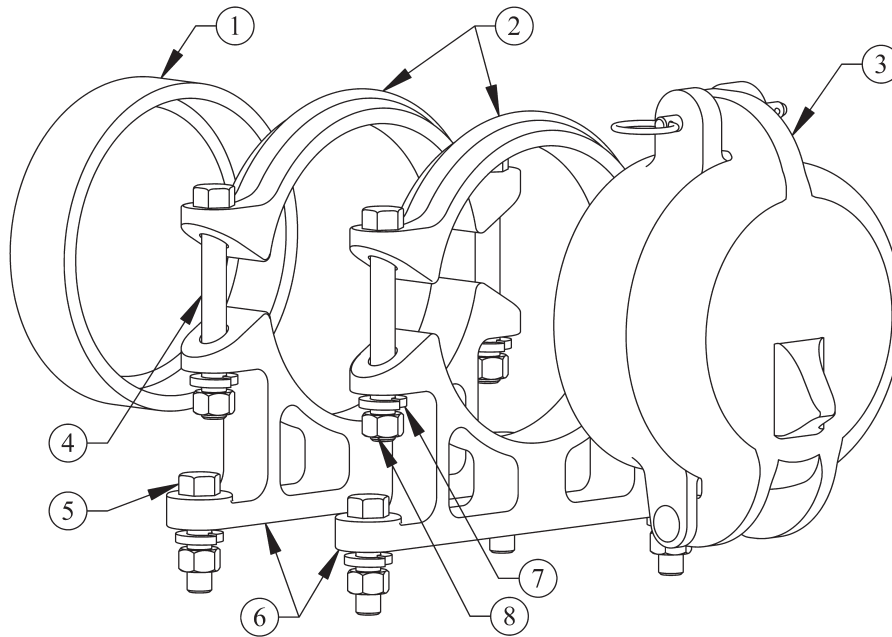


CANISTER KIT - STANDARD MODELS



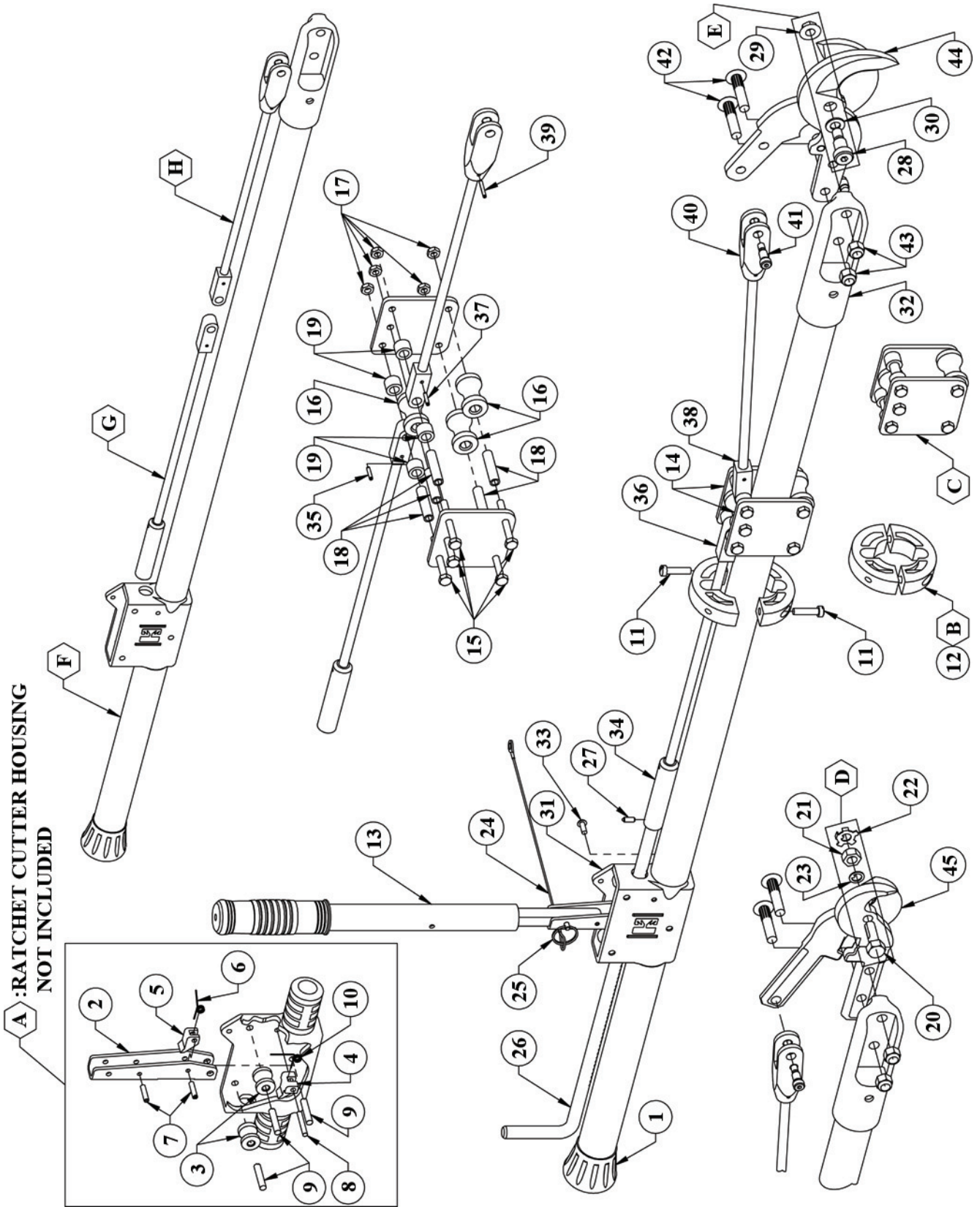
		CANISTER KITS WITH ALUMINUM CAPS AND LID ASSEMBLIES			CANISTER MOUNTING BRACKET KITS	
		01-3200	01-3300	01-3400	01-3200-25	01-3300-25
		4 1/2" O.D. SCHEDULE 30/40 PVC	6 1/4" O.D. PVC DRAIN PIPE	6 5/8" O.D. SCHEDULE 30/40 PVC	FITS 4" KITS	FITS BOTH 6 1/4" OR 6 5/8" KITS
NO	DESCRIPTION	CAT NO	CAT NO	CAT NO	CAT NO	CAT NO
1	END CAP	P10170	P10177	P10184		
2	U-BOLT	P16751	P16752	P16752	P16751	P16752
3	LID ASSEMBLY	01-3200-20	01-3300-20	01-3400-20		
4	MOUNTING BRACKET	P10404	P10404	P10404	P10404	P10404
5	3/8" SPLIT LOCK WASHER	P16411	P16411	P16411	P16411	P16411
6	3/8-16 HEX NUT	P16213	P16213	P16213	P16213	P16213
*	FASTENER KIT INCLUDES (4) P16411 - 3/8" SPLIT LOCK WASHERS AND (4) P16213 HEX NUTS	A16024	A16024	A16024		

CANISTER KITS - PREMIUM MODELS



		CANISTER KITS WITH ALUMINUM CAPS & LID ASSEMBLIES			CANISTER MOUNTING BRACKET KITS		
		01-3200-P	01-3300-P	01-3400-P	01-3200-25-P	01-3300-25-P	01-3400-25-P
		4 1/2" O.D. SCHEDULE 30/40 PVC	6 1/4" O.D. PVC DRAIN PIPE	6 5/8" O.D. SCHEDULE 30/40 PVC	FITS 4" KITS	FITS 6 1/4" KITS	FITS 6 5/8" KITS
NO	DESCRIPTION	CAT NO	CAT NO	CAT NO	CAT NO	CAT NO	CAT NO
1	END CAP	P10170	P10177	P10184			
2	UPPER MOUNTING BRACKET	P10171	P10178	P10185	P10171	P10178	P10185
3	LID ASSEMBLY	01-3200-20	01-3300-20	01-3400-20			
4	3/8-16 HEX HEAD BOLT	P16039	P16039	P16121	P16039	P16039	P16121
5	3/8-16 HEX HEAD BOLT	P16036	P16036	P16036	P16036	P16036	P16036
6	LOWER MOUNTING BRACKET	P10172	P10179	P10186	P10172	P10179	P10186
7	3/8" SPLIT LOCK WASHER	P16411	P16411	P16411	P16411	P16411	P16411
8	3/8-16 HEX NUT	P16213	P16213	P16213	P16213	P16213	P16213
*	FASTNER KIT	A16020	A16020	A16021			
A16020 - INCLUDES (4) P16036 HEX HEAD BOLTS, (4) P16039 HEX HEAD BOLTS, (8) P16213 HEX NUTS, (8) P16411 3/8" SPLIT LOCK WASHERS							
A16021 - INCLUDES (4) P16036 HEX HEAD BOLTS, (4) P16120 HEX HEAD BOLTS, (8) P16213 HEX HEAD NUTS, AND (8) P16411 3/8" SPLIT LOCK WASHERS							

INSULATED RATCHET CUTTERS REPAIR PARTS LIST NEW (Since October 2006)  
 Models: 11-005, 11-006, 11-008, 11-010, 11-015, 11-016, 11-018, 11-020



INSULATED RATCHET CUTTERS REPAIR PARTS LIST NEW (Since October 2006)  
 Models: 11-005, 11-006, 11-008, 11-010, 11-015, 11-016, 11-018, 11-020

NO	DESCRIPTION	CAT NO	QTY
<b>A</b>	RUBBER BASE CAP	P18008	1
	PULLER DOG BRACKET	P30006	1
	ROLLER - SMALL	P30007	2
	STOP DOG	P30008	1
	PULLER DOG	P30009	1
	PULLER DOG SPRING	P13012	1
	PIVOT PIN - SHORT	P16033	2
	PIVOT PIN - LONG	P16032	1
	ROLLER PIN	P16014	3
	STOP DOG SPRING	P13014	1
<b>B</b>	1/4-20 X 1" LG HD MACH SCREW	P16008	2
	HAND GUARD WITH SCREWS	A30344	1
<b>C</b>	RATCHET HANDLE	P18503	1
	SIDE PLATE	P31108	2
<b>D</b>	1/4-20 X 2 1/4" LG HEX HEAD CAP SCREW	P16009	5
	ROLLER - LARGE	P30012	3
	1/4-20 SS CENTER LOCK NUT	P16201	5
	BUSHING	P30013	5
	SPACER	P30014	4
<b>E</b>	HEX HEAD SHOULDER BOLT	A16003	1
	HEX NUT		
	EXT TOOTH LOCK WASHER	P16616	1
	KEYED FLAT WASHER		
	CABLE LANYARD	P12027	1
	QUICK RELEASE PIN W/RING	P30016	1
	RATCHET ROD	P30017	1
SPRING PLUNGER	A30300	1	
<b>F</b>	ALLEN SHOULDER BOLT	A30300	1
	HEX NUT		
	FLAT WASHER		

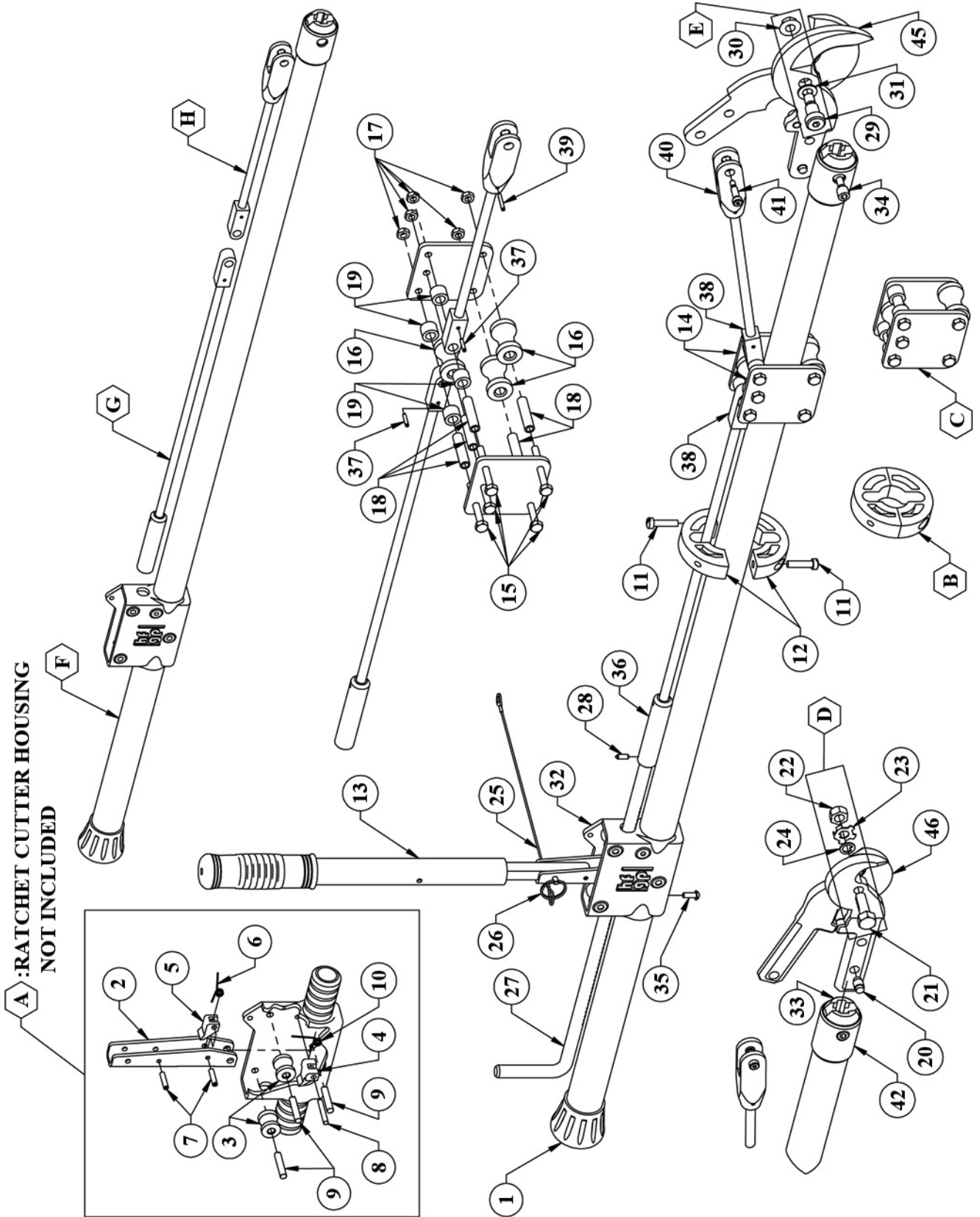
NO	DESCRIPTION	CAT NO	QTY
31	*RATCHET CUTTER HOUSING	P10423	1
32	*CUTTER HEAD ADAPTER	P10419	1
33	#10-24 X 1/2" LG RD HD MACH SCREW	P16030	1
34	*ROD ADAPTER	P30020	1
35	*1/8" DIA. X 5/8" LG SS ROLL PIN	P16503	1
36	*CLEVIS END	P30021	1
37	*1/8" DIA X 5/8" LG SS ROLL PIN	P16503	1
38	*CLEVIS END	P30021	1
39	*1/8" DIA X 7/8" LG SS ROLL PIN	P16507	1
40	*CLEVIS - LARGE	P10015	1
41	5/16-18 X 3/8" X 3/4" ALLEN SHD BT	P16053	1
42	3/8-16 X 1 3/4" RIBBED RD HD BOLT	P16771	2
43	3/8-16 ELASTIC LOCK NUT	P16215	2
44	SOFT WIRE CUTTER HEAD	A11056	1
45	ACSR CUTTER HEAD	A11055	1

\*NOTE: COMPONENTS MARKED WITH AN \* ARE NOT INDIVIDUALLY AVAILABLE. CONTACT FACTORY FOR PRICES.

SUB-ASSEMBLY PACKAGE LIST		CAT NO
LTR	DESCRIPTION	CAT NO
A	RATCHET CUTTER HOUSING PARTS	A10013
B	HAND GUARD WITH SCREWS	A30344
C	OPERATING ROD ROLLER GUIDE ASSEMBLY	A30012
D	ACSR CUTTER HEAD BOLT KIT	A16003
E	SOFT WIRE CUTTER BOLT KIT	A30300
F	RATCHET CUTTER MAIN BODY - 5'	A20308
	RATCHET CUTTER MAIN BODY - 6'	A20309
	RATCHET CUTTER MAIN BODY - 8'	A20310
	RATCHET CUTTER MAIN BODY - 10'	A20311
G	LONG OPERATING ROD ASSEMBLY - 5'	A15591
	LONG OPERATING ROD ASSEMBLY - 6'	A15592
	LONG OPERATING ROD ASSEMBLY - 8'	A15593
	LONG OPERATING ROD ASSEMBLY - 10'	A15594
H	SHORT OPERATING ROD ASSEMBLY	A15590



INSULATED RATCHET CUTTERS REPAIR PARTS LIST - OLD DESIGN (Before - October 2006)  
 Models: 11-005, 11-006, 11-008, 11-010, 11-015, 11-016, 11-018, 11-018, 11-020



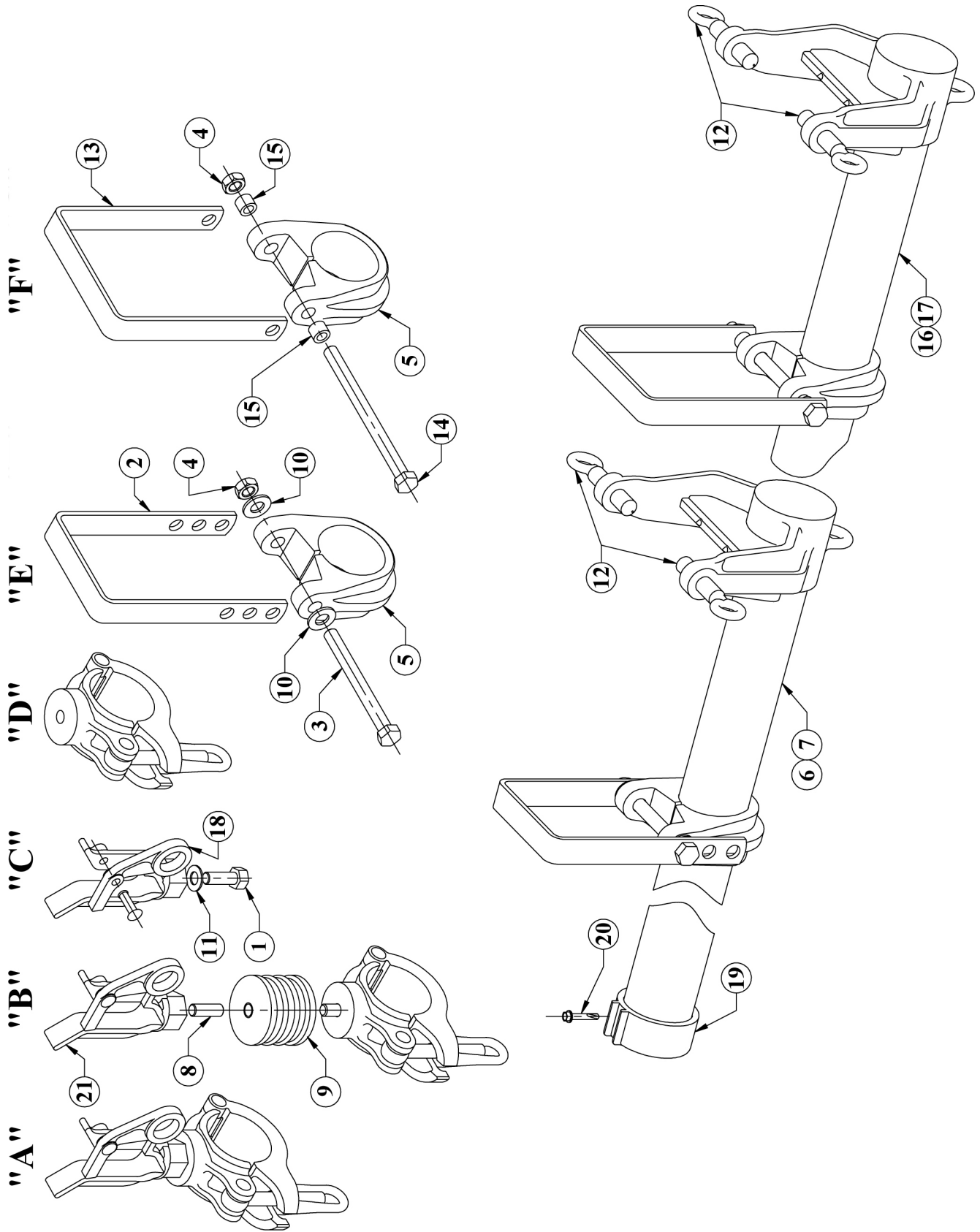
INSULATED RATCHET CUTTERS REPAIR PARTS LIST - OLD DESIGN - (Before October 2006)  
 Models: 11-005, 11-006, 11-008, 11-010, 11-015, 11-016, 11-018, 11-020

NO	DESCRIPTION	CAT NO	QTY	NO	DESCRIPTION	CAT NO	QTY
<b>A</b>	1 RUBBER BASE CAP	P18008	1	32	*RATCHET CUTTER HOUSING	P10013	1
	2 PULLER DOG BRACKET	P30006	1	33	*BLADE ADAPTER	P10014	1
	3 ROLLER (SMALL)	P30007	2	34	ADAPTER SET SCREW	P16069	1
	4 STOP DOG	P30008	1	35	#10-24 X 1/2" LG RD HD MACH SCREW	P16030	1
	5 PULLER DOG	P30009	1	36	*ROD ADAPTER	P30020	1
	6 PULLER DOG SPRING	P13012	1	37	*1/8" DIA X 5/8" LG SS ROLL PIN	P16503	1
	7 PIVOT PIN (SHORT)	P16033	2	38	*CLEVIS END	P30021	1
	8 PIVOT PIN (LONG)	P16032	1	39	*1/8" DIA X 5/8" LG SS ROLL PIN	P16503	1
	9 ROLLER PIN	P16014	3	40	*CLEVIS END	P30021	1
	10 STOP DOG SPRING	P13014	1	41	*1/8" DIA X 7/8" LG SS ROLL PIN	P16507	1
<b>B</b>	11 1/4-20 X 1" LG HD MACH SCREW	P16008	2	42	*CLEVIS (LARGE)	P10015	1
	12 HAND GUARD COMPONENT	A30010	2	43	5/16-18 X 3/8" X 3/4" ALLEN SHD BT	P16053	1
<b>C</b>	13 RATCHET HANDLE	P18503	1	44	RATCHET CUTTER SLEEVE	P30022	1
	14 SIDE PLATE	P30011	2	45	SOFT WIRE CUTTER HEAD	A11041	1
<b>D</b>	15 1/4-20 X 2 1/4" LG HD MACH SCREW	P16009	5	46	ACSR CUTTER HEAD	A11001	1
	16 ROLLER (LARGE)	P30012	3	*NOTE: COMPONENTS MARKED WITH A * ARE NOT INDIVIDUALLY AVAILABLE. CONTACT FACTORY FOR PRICES.			
	17 1/4-20 LOCK NUT	P16202	5				
	18 BUSHING	P30013	5				
	19 SPACER	P30014	4				
	20 LOCATING PIN	P30015	1				
	21 HEX HEAD SHOULDER BOLT	A16026	1				
	22 HEX NUT						
	23 EXT TOOTH LOCK WASHER	P16616	1				
	24 KEYED FLAT WASHER						
25 CABLE LANYARD	P12027	1					
26 QUICK RELEASE PIN W/RING	P30016	2					
27 RATCHET ROD	P30017	1					
28 SPRING PLUNGER	A30300	1					
29 ALLEN SHOULDER BOLT							
30 HEX NUT							
31 FLAT WASHER							

SUB-ASSEMBLY PACKAGE LIST		
LTR	DESCRIPTION	CAT NO
A	RATCHET CUTTER HOUSING PARTS	A10013
B	HAND GUARD	A30010
C	OPERATING ROD ROLLER GUIDE ASSEMBLY	A30012
D	ACSR CUTTER HEAD BOLT KIT	A16003
E	SOFT WIRE CUTTER BOLT KIT	A30300
F	RATCHET CUTTER MAIN BODY - 5'	A20143
	RATCHET CUTTER MAIN BODY - 6'	A20144
	RATCHET CUTTER MAIN BODY - 8'	A20145
	RATCHET CUTTER MAIN BODY - 10'	A20146
G	LONG OPERATING ROD ASSEMBLY - 5'	A15520
	LONG OPERATING ROD ASSEMBLY - 6'	A15521
	LONG OPERATING ROD ASSEMBLY - 8'	A15522
	LONG OPERATING ROD ASSEMBLY - 10'	A15523
H	SHORT OPERATING ROD ASSEMBLY	A15519



EXTENSION CROSSARM PARTS LIST  
 Models: 5000, 5001, 5006, 5007, 5036, 5037, 5016, 5016-1



EXTENSION CROSSARM PARTS LIST  
 Models: 5000, 5001, 5006, 5007, 5036, 5037, 5016, 5016-1

COMPONENTS PARTS LIST			
NO	DESCRIPTION	CAT NO	QTY
1	7/16-14 HEX HEAD MACHINE BOLT	P16067	1
2	CROSSARM LOOP - SMALL	P30025	1
3	1/2-13 HEX HEAD MACHINE BOLT	P16063	1
4	1/2-13 SELF LOCKING NUT	P16224	1
5	CROSSARM LOOP MOUNTING BRACKET	P10022	1
6	5' SUPPORT POLE ASSEMBLY - 5000, 5001	A20033	1
7	6' SUPPORT POLE ASSEMBLY - 5006, 5007	A20034	1
8	7/16-14 STUD	P16068	1
9	INSULATOR ASSEMBLY	A30008	1
10	1/2" FLAT WASHER	P16414	2
11	7/16" FLAT WASHER	1-07819	1
12	SADDLE CLAMP EYE BOLT	P10024	2
13	CROSSARM LOOP - LARGE	P30027	1
14	1/2-13 HEX HEAD MACHINE BOLT	P16061	1
15	CROSSARM LOOP SPACER	P30028	2
16	5' SUPPORT POLE ASSEMBLY - 5036, 5037	A20177	1
17	6' SUPPORT POLE ASSEMBLY - 5016, 5016-1	A20060	1
18	CONDUCTOR LOCK	P10017	1
19	END CAP	P10457	1
20	SELF TAP SCREW	P16133	1
21	CONDUCTOR HOLDER ASSEMBLY	A10070	1
22	RIVET	P16323	1

CROSSARM REPLACEMENT ASSEMBLIES			
NO	DESCRIPTION	CAT NO	QTY
A	CONDUCTOR HOLDER & MOUNTING BRACKET ASSEMBLY	A10001	1
B	CONDUCTOR HOLDER ASSEMBLY WITH INSULATOR	A10002	1
C	CONDUCTOR HOLDER ASSEMBLY WITH MOUNTING BOLT & WASHER	A10003	1
D	MOUNTING BRACKET ASSEMBLY	A10004	1
E	CROSSARM LOOP & MOUNTING BRACKET ASSEMBLY - SMALL	A10006	1
F	CROSSARM LOOP & MOUNTING BRACKET ASSEMBLY - LARGE	A10007	1





# CERTIFICATE OF REGISTRATION

This is to certify that the management system of:

## Hastings Fiber Glass Products

Main Site: 1301 W. Green Street, Hastings, Michigan, 49058 United States

has been registered by Intertek as conforming to the requirements of:

### ISO 9001:2015

The management system is applicable to:

Design and Manufacture of Fiberglass Hot Line Tools including Hot Sticks, Bolt Cutters, Grounding Equipment, Insulating Cover Up Equipment, and High Voltage Test Equipment.

**Certificate Number:**

US-2892d

**Initial Certification Date:**

29 May 1998

**Date of Certification Decision:**

15 May 2019

**Issuing Date:**

15 May 2019

**Valid Until:**

31 May 2022



**Intertek**

**Calin Moldovean**

President, Business Assurance

Intertek Testing Services NA, Inc.,  
900 Chelmsford Street,  
Lowell, MA 01851.  
USA.



In the issuance of this certificate, Intertek assumes no liability to any party other than to the Client, and then only in accordance with the agreed upon Certification Agreement. This certificate's validity is subject to the organization maintaining their system in accordance with Intertek's requirements for systems certification. Validity may be confirmed via email at [certificate.validation@intertek.com](mailto:certificate.validation@intertek.com) or by scanning the code to the right with a smartphone. The certificate remains the property of Intertek, to whom it must be returned upon request.

